



**AGENDA
ORDINARY MEETING
OF COUNCIL**

19 NOVEMBER 2019

Please note: This meeting will be preceded by a swearing in Ceremony.

NOTICE OF MEETING

Please be advised that the next

Ordinary Meeting of Council

is to be held on

Tuesday, 19 November 2019

commencing at **6:30pm**

in the Council Chambers at 73 Austin Street, Cue



Richard Towell

Acting Chief Executive Officer

15 November 2019

DISCLAIMER

The advice and information contained herein is given by and to the Council without liability or responsibility for its accuracy. Before placing any reliance on this advice or information, a written inquiry should be made to the Council giving entire reasons for seeking the advice or information and how it is proposed to be used.

Please note this agenda contains recommendations, which have not yet been adopted by Council.

SHIRE OF CUE

DISCLOSURE OF FINANCIAL INTEREST AND INTERESTS AFFECTING IMPARTIALITY

To: Chief Executive Officer

As required by section 5.65(1)(a) or 5.70 of the Local Government Act 1995 and Council's Code of Conduct, I hereby declare my interest in the following matter/s included on the Agenda paper for the Council meeting to be held on _____(Date)

Item No.	Subject	Details of Interest	Type of Interest Impartial/Financial	*Extent of Interest

(see below)

* Extent of Interest only has to be declared if the Councillor also requests to remain present at a meeting, preside, or participate in discussions of the decision making process (see item 6 below). Employees must disclose extent of interest if the Council or Committee requires them to.

Name (Please Print)

Signature

Date

NB

1. This notice must be given to the Chief Executive Officer prior to the meeting or at the meeting immediately before the matter in which you have declared an interest is discussed, Section 5.65(1) (a) & (b).
2. It remains Councillors'/Employees' responsibility to make further declarations to the Council if a matter arises during the course of a meeting and no previous declarations have been made.
3. It is a Councillor's/Employee's responsibility to ensure the interest is brought to the attention of the Council/Committee when the Agenda item arises and to ensure that it is recorded in the minutes.
4. It remains the Councillor's responsibility to ensure that he/she does not vote on a matter in which a declaration has been made. The responsibility also includes the recording of particulars in the minutes to ensure they are correct when such minutes are confirmed.
5. It is recommended that when previewing Agenda, Councillors mark Agendas with items on which an interest is to be declared and complete the declaration form at the same time.
6. Councillors may be allowed to remain at meetings at which they have declared an interest and may also be allowed to preside (if applicable) and participate in discussions and the decision making process upon the declared matter subject to strict compliance with the enabling provisions of the Act and appropriately recorded resolutions of the Council. Where Councillors request consideration of such Council approval the affected Councillor must vacate the Council Chambers in the first instance whilst the Council discusses and decides upon the Councillor's application.

Remember: The responsibility to declare an interest rests with individual Councillors / Employees. If in any doubt seek legal opinion or, to be absolutely sure, make a declaration.

Office Use Only: Date/Initials

1. Particulars of declaration given to meeting _____
2. Particulars recorded in the minutes: _____
3. Signed by Chief Executive Officer _____

Local Government Act 1995 - SECT 5.23

Meetings generally open to the public

5.23.(1) Subject to subsection (2), the following are to be open to members of the public:

- (a) All Council meetings; and
 - (b) All meetings of any committee to which a local government power or duty has been delegated.
- (2) If a meeting is being held by a Council or by a committee referred to in subsection (1) (b), the Council or committee may close to members of the public the meeting, or part of the meeting, if the meeting or the part of the meeting deals with any of the following --
- (a) A matter affecting an employee or employees;
 - (b) The personal affairs of any person;
 - (c) A contract entered into, or which may be entered into, by the local government and which relates to a matter to be discussed at the meeting;
 - (d) Legal advice obtained, or which may be obtained, by the local government and which relates to a matter to be discussed at the meeting;
 - (e) A matter that if disclosed, would reveal;
 - (i) A trade secret;
 - (ii) Information that has a commercial value to a person; or
 - (iii) Information about the business, professional, commercial or financial affairs of a person, where the trade secret or information is held by, or is about, a person other than the local government;
 - (f) A matter that if disclosed, could be reasonably expected to;
 - (i) Impair the effectiveness of any lawful method or procedure for preventing, detecting, investigating or dealing with any contravention or possible contravention of the law;
 - (ii) Endanger the security of the local government's property; or
 - (iii) Prejudice the maintenance or enforcement of a lawful measure for protecting public safety;
 - (g) Information which is the subject of a direction given under section 23 (1a) of the Parliamentary Commissioner Act 1971; and
 - (h) Such other matters as may be prescribed.
- (3) A decision to close a meeting or part of a meeting and the reason for the decision are to be recorded in the minutes of the meeting.

SHIRE OF CUE

REVOKING OR CHANGING DECISIONS MADE AT COUNCIL MEETINGS

Local Government (Administration) Regulations 1996 (**Regulation No.10**)

If a previous Council decision is to be changed then support for a revocation motion must be given by an **Absolute Majority** of Councillors (that is at least 4 Councillors) if a previous attempt to rescind has occurred within the past three months or, if no previous attempt has been made the support must be given by at least **1/3rd** of all Councillors (that is at least 3 Councillors).

Regulation 10(1a) also requires that the support for revocation must be in writing and signed by the required number of Councillors, including the Councillor who intends to move the revocation motion.

Any revocation motion must be carried by the kind of vote that put the motion into place in the first instance (that is, if carried originally by an Absolute Majority or Special Majority vote then the revocation motion must also be carried by that same kind of vote).

If the original motion was carried by a Simple Majority vote then any revocation motion must be carried by an Absolute Majority vote.

To the Presiding Member,

The following Councillors give notice of their support for the bringing forward to the Council meeting to be held on _____ of a motion for revocation of Council resolution number _____ as passed by the Council at its meeting held on _____

Councillor's Names

Councillor's Signature

_____	_____
_____	_____
_____	_____
_____	_____
_____	_____
_____	_____
_____	_____
_____	_____
_____	_____
_____	_____
_____	_____

**SHIRE OF CUE
Ordinary Council Meeting
AGENDA**

To be held in the Council Chambers, 73 Austin Street Cue on
Tuesday 19 November 2019 commencing at 6:30pm

1.	DECLARATION OF OPENING (CEO IN THE CHAIR).....	7
1.1	ELECTION OF SHIRE PRESIDENT.....	8
1.2	ELECTION OF DEPUTY SHIRE PRESIDENT	8
2.	APOLOGIES AND APPROVED LEAVE OF ABSENCE	8
3.	DISCLOSURE OF MEMBERS’ INTERESTS.....	8
4.	PUBLIC QUESTION TIME.....	8
5.	CONFIRMATION OF MINUTES.....	8
6.	APPLICATIONS FOR LEAVE OF ABSENCE	8
7.	DEPUTATIONS.....	8
8.	PETITIONS	8
9.	ANNOUNCEMENTS WITHOUT DISCUSSION	8
10.	REPORTS.....	9
10.1	ACCOUNTS & STATEMENTS OF ACCOUNTS	9
10.2	FINANCIAL STATEMENT	11
10.3	COMMITTEE REPRESENTATION.....	13
11.	MOTIONS BY MEMBERS OF WHICH PREVIOUS NOTICE HAS BEEN GIVEN	18
12	MOTIONS FOR CONSIDERATION AT THE NEXT MEETING	18
13.	NEW BUSINESS OF AN URGENT NATURE.....	18
14	MATTERS FOR WHICH THE MEETING MAY BE CLOSED	19
14.1	ROAD USER AGREEMENT – WESTGOLD RESOURCES.....	19
14.2	ROAD USER AGREEMENT – FENIX RESOURCES	20
14.3	ACQUISITION OF LAND CUE.....	21
15	CLOSURE.....	22

1. DECLARATION OF OPENING (CEO IN THE CHAIR)

The CEO welcomed those present and read the following disclaimer:

No responsibility whatsoever is implied or accepted by the Shire of Cue for any act, omission, statement or intimation occurring during this Meeting.

It is strongly advised that persons do not act on what is heard at this Meeting and should only rely on written confirmation of council's decision, which will be provided within fourteen (14) days of this Meeting.

PRESENT:

Councillor Ross Pigdon

Councillor Les Price

Councillor Ian Dennis

Councillor Ron Hogben

Councillor Leonie Fitzpatrick

Councillor Fred Spindler

Councillor Liz Houghton

STAFF:

Mr Rob Madson, Chief Executive Officer

Mr Richard Towell, Deputy Chief Executive Officer

Mrs Janelle Duncan, Coordinator Community Development

GALLERY:

The Chief Executive Officer declared the positions of Shire President and Deputy Shire President vacant and called for nominations.

1.1 ELECTION OF SHIRE PRESIDENT

1.2 ELECTION OF DEPUTY SHIRE PRESIDENT

2. APOLOGIES AND APPROVED LEAVE OF ABSENCE

3. DISCLOSURE OF MEMBERS' INTERESTS

4. PUBLIC QUESTION TIME

5. CONFIRMATION OF MINUTES

Council Decision:

Voting Requirement: Simple Majority

MOVED:

SECONDED:

That the Minutes of the Ordinary Meeting of 15 October 2019 are confirmed as a true and correct record of the meeting.

6. APPLICATIONS FOR LEAVE OF ABSENCE

7. DEPUTATIONS

8. PETITIONS

9. ANNOUNCEMENTS WITHOUT DISCUSSION

Rates Incentive Prize Draw

10. REPORTS

10.1 ACCOUNTS & STATEMENTS OF ACCOUNTS

APPLICANT: Shire of Cue
DISCLOSURE OF INTEREST: Nil
AUTHOR: Richard Towell – Acting Chief Executive Officer
DATE: 14 November 2019

Matters for Consideration:

To receive the List of Accounts Due & Submitted to Ordinary Council Meeting on 19 November 2019 as attached – see [Appendix 1](#).

Background:

The local government under its delegated authority to the CEO to make payments from the municipal and trust funds is required to prepare a list of accounts each month showing each account paid and presented to Council at the next ordinary Council meeting. The list of accounts prepared and presented to Council must form part of the minutes of that meeting.

Comments:

The list of accounts is for the month of October 2019

Statutory Environment:

Local Government (Financial Management Regulations) 1996 – Clause 13.

Policy Implications:

Nil.

Financial Implications:

Nil.

Strategic Implications:

Nil.

Consultation:

Nil.

Officer's Recommendation:

Voting Requirement: Simple Majority

That Council endorse the payments for the period 1 October 2019 to 31 October 2019 as listed at [Appendix 1](#), which have been made in accordance with delegated authority per LGA 1995 S5.42.

<i>Municipal Fund Bank</i>	<i>EFTs</i>	<i>7790 – 7907</i>	<i>\$390,842.39</i>
<i>Direct Debit Fund Transfer</i>			<i>\$ 26,412.91</i>
<i>Payroll</i>			<i>\$101,567.03</i>
<i>BPAY</i>			<i>\$ 23,810.81</i>
<i>Cheques</i>			<i>\$ -</i>
<i>Total</i>			<i>\$542,633.14</i>

Council Decision:

Voting requirement: Simple Majority

MOVED:

SECONDED:

APPENDIX 1

List of Accounts Paid October 2019							
		Date	Name	Description	Amount	Bank	Type
	Direct Debit						
1	Direct Debit	15/10/2019	2 - BANK FEES	BANK FEES	- 37.84	1	FEE
2	Direct Debit	02/10/2019	1 - CBA MERCHANT FEE	CBA MERCHANT FEE	- 63.30	1	FEE
3	Direct Debit	02/10/2019	1 - CBA MERCHANT FEE	CBA MERCHANT FEE	- 120.74	1	FEE
4	Direct Debit	15/10/2019	2 - BANK FEES	BANK FEES	- 32.43	1	FEE
5	Direct Debit	15/10/2019	2 - BANK FEES	BANK FEES	- 0.97	1	FEE
6	Direct Debit	02/10/2019	Commonwealth Bank	Credit Card Purchases Sept 2019 - Skype Monthly Subscription (\$9.90), P45 - Oversize Road Train & B Double Permit (\$50.00), Accommodation for Staff 4/9/19 (\$139.00), Fuel for CEO Pajero (\$66.17), Fuel for CEO Pajero (\$101.95)	- 367.02	1	CSH
7	Direct Debit	08/10/2019	Caltex Australia Petroleum Pty Ltd	Fuel Card Purchases September 2019 (\$673.10)	- 673.10	1	CSH
8	Direct Debit	29/10/2019	Commonwealth Bank	Credit Card Purchases October 2019 - Monthly Skype Subscription for Council Meetings (\$9.90), Accommodation for Staff to Collect Freight in Perth 12/10/19 - 17/10/19 (\$529.00), Licensing Fee for Firearms (\$128.00), Reflective Tape for Guide Posts (\$480.00), 15W Red Strobe for Airport Less Discount (\$58.52), Assorted Party Supplies for Cue Events plus postage (\$242.55) & Licence Renewal for Portable Toilet Trailer Rego CGG1093 (\$24.00)	- 1,471.97	1	CSH
9	Direct Debit	20/10/2019	Super Choice	Superannuation Contributions	- 23,645.54	1	CSH
10					- 26,412.91		
11							
12	EFT						
13	EFT7790	09/10/2019	Cue Roadhouse & General Store	2kg Raw Sugar for Depot (\$4.36), 11.45lts Fuel for P18 - Self Propelled Mowers (\$18.31), Assorted Sandwiches & Hot Food for Forum Meeting 10/9/19 (\$66.40), 11.94lts Fuel for P15 - Bitumen Sprayer (\$19.09), 22.71lts Fuel for P20 - Weed Sprayer (\$36.31) & Assorted Biscuits for events (\$25.76)	- 170.23	1	CSH
14	EFT7791	09/10/2019	Environmental Health Australia (New South Wales) Incorporated	Food Safety Subscription for Period 1/7/19 - 30/6/19 (\$330.00)	- 330.00	1	CSH
15	EFT7792	09/10/2019	Hoggy's Building Concreting Contractor	Labour to Erect Depot Works Cover (\$7,350.20), Cost for Extra Work to Erect Depot Works Cover (\$6,000.50)	- 13,350.70	1	CSH
16	EFT7793	09/10/2019	Kulbardi Hill Consulting	Printing & Supply of 2,500 Welcome to Cue Tourist Brochures (\$2,398.00)	- 2,398.00	1	CSH
17	EFT7794	09/10/2019	Lucid Economics	Economic Study on the Benefits of the Development of 30 Heydon Place (\$3,762.00)	- 3,762.00	1	CSH
18	EFT7795	09/10/2019	Trephleene Pty Ltd T/A Canine Control	Ranger Services for Shire of Cue 3/10/19 (\$1,466.94)	- 1,466.94	1	CSH
19	EFT7796	09/10/2019	Winc Australia Pty Ltd	Assorted Cleaning Products, Pens, Blu Tack, 10 x A4 Copy Paper & Dymo Label Tape for Office (\$409.86), Bin Liners & 1 x Box Fineliner Red Pens for Depot (\$56.57), Lollies for Members Refreshments (\$16.40), 2 x Box Tork Handtowel for Hall (\$121.66), 3 x Carton Toilet Tissue & 1 x Jif Cleaner for Tourist Park (\$114.65)	- 719.14	1	CSH
20	EFT7797	09/10/2019	Australia Post	Postage Supply for Period Ending 30/9/19 (\$148.88)	- 148.88	1	CSH
21	EFT7798	09/10/2019	CS Legal	Disbursements for the Application for Revestment of Land - 44 Kinsella Street Cue (\$1,155.91), Professional Fees for Shire of Cue Debt Recovery (\$22.00)	- 1,177.91	1	CSH
22	EFT7799	09/10/2019	Challenge Chemicals Australia	1 x 25lts Uriphos for Tourist Park (\$101.20)	- 101.20	1	CSH
23	EFT7800	09/10/2019	Easifleet	Novated Lease for Staff Member October 2019 (\$1,213.27)	- 1,213.27	1	CSH

List of Accounts Paid October 2019							
		Date	Name	Description	Amount	Bank	Type
24	EFT7801	09/10/2019	Grants Empire	Grant Application for Regional And Remote Festivals Fund - QFest Payment 1 of 2 (\$528.00)	- 528.00	1	CSH
25	EFT7802	09/10/2019	LO-GO Appointments	Fee for Contract Rates Officer to Consult Rates for Shire of Cue w/e 14/9/19 & w/e 21/9/19 (\$309.67)	- 309.67	1	CSH
26	EFT7803	09/10/2019	Landgate	Mining Tenements Chargeable 9/8/19 - 6/9/19 (\$144.00)	- 144.00	1	CSH
27	EFT7804	09/10/2019	RSM Australia Pty Ltd	Accounting Services for September 2019 (\$5,676.00)	- 5,676.00	1	CSH
28	EFT7805	09/10/2019	URL Networks Pty Ltd	VOIP Landline Phone Usage & Charges 1/9/19 - 30/9/19 (\$96.73)	- 96.73	1	CSH
29	EFT7806	09/10/2019	Civil Aviation Safety Authority	Processing & Consideration of Application for Certification of Cue Aerodrome (\$9,262.50)	- 9,262.50	1	CSH
30	EFT7807	09/10/2019	Cue Roadhouse & General Store	34.54lts Fuel for P16 - Fogger (\$55.23), 2 x 1lt Milk for Depot (\$4.50), 11.34lts Fuel for P15 - Bitumen Sprayer (\$18.13) & 18.91lts Fuel for P29 - Polaris Ranger (\$30.24)	- 108.10	1	CSH
31	EFT7808	09/10/2019	DEPARTMENT OF FIRE & EMERGENCY SERVICES	ESL Income Local Government 2019/2020 (\$1,855.07)	- 1,855.07	1	CSH
32	EFT7809	09/10/2019	John (JC) Curtin	Reimbursement for Purchase of Buckets for Town Road Reseals (\$23.98)	- 23.98	1	CSH
33	EFT7810	09/10/2019	Kleenheat Gas	2 x LPG Bulk Refill for Tourist Park 2/9/19 (\$646.04)	- 646.04	1	CSH
34	EFT7811	09/10/2019	LO-GO Appointments	Fee for Contract Rates Officer to Consult Rates for Shire of Cue w/e 28/9/19 (\$35.37)	- 35.37	1	CSH
35	EFT7812	09/10/2019	Luscombe	Assorted Cleaning Products for Tourist Park (\$193.94), 4 x Assorted Biscuits for Cue Events (\$21.76)	- 215.70	1	CSH
36	EFT7813	09/10/2019	QUEEN OF THE MURCHISON GUEST HOUSE & CAFE	Accommodation for Contractor from 17/9/19 - 24/9/19 to Service Air Conditioners for Shire (\$990.00)	- 990.00	1	CSH
37	EFT7814	09/10/2019	RONALD PAUL CLIVE HOGBEN	Ordinary Council Meeting 17/9/19 (\$238.00), ICT Allowance (\$290.00)	- 528.00	1	CSH
38	EFT7815	09/10/2019	Trephleene Pty Ltd T/A Canine Control	Ranger Services for Shire of Cue 16/9/19 (\$1,466.94)	- 1,466.94	1	CSH
39	EFT7816	11/10/2019	Midland Toyota	Purchase of Toyota LandCruiser 200 4.5L Less Trade In of P1 - CEO Mitsubishi Pajero Exceed (\$55,099.60)	- 55,099.60	1	CSH
40	EFT7817	16/10/2019	Abrolhos Steel	Flat bar, RHS steel section & cutting fee for P51 - CAT D6 Dozer (\$1,713.14)	- 1,713.14	1	CSH
41	EFT7818	16/10/2019	Boya Equipment	O rings for P76 - Kubota Tractor (\$32.03)	- 32.03	1	CSH
42	EFT7819	16/10/2019	JR & A Hersey Pty Ltd	Various GJ kits (cable lugs, rivets, washers, split pins, lock nuts), duct tape, hose clamps plus delivery expense for Workshop (\$546.52), rigger gloves & dustmasks for outside staff (\$150.04)	- 696.56	1	CSH
43	EFT7820	16/10/2019	Refuel Australia	Purchase and delivery of 10,728L of diesel to Shire Depot (\$15,459.05)	- 15,459.05	1	CSH
44	EFT7821	16/10/2019	Toll Ipec Pty Ltd	Freight expense for delivery of o rings for P76 - Kubota Tractor & engine fan belts for P58 - kubota mower (\$23.10)	- 23.10	1	CSH
45	EFT7822	16/10/2019	WATER CORPORATION	Water Usage & Charges Shire of Cue October 2019 - 10 Chesson St (\$151.85), 12 Chesson St (\$126.28), 15 Allen St (\$310.80), Camp (\$703.66), 18 Dowley St (\$347.34), 19 Burt Place (\$144.55), Tourist Park (\$2,795.56), 23 Allen St (\$186.57), 29 Robinson St (\$137.24), Parks & Reserves (\$1,111.52), 47 Dowley St (\$88.30), 47 Marshall St (\$199.36), 57 Marshall St (\$140.89), Median Strips L5 Austin St (\$1,340.05), CRC (\$15.58), Admin Building (\$633.67), Oasis (\$62.33), Water Park (\$2,121.75), Depot (\$298.89), Darlot St Median Strip (\$85.70), Standpipe (\$283.40), L500 Robinson St (\$142.84), Oval (\$625.88)	- 12,054.01	1	CSH

List of Accounts Paid October 2019							
		Date	Name	Description	Amount	Bank	Type
46	EFT7823	16/10/2019	Abrolhos Steel	RHS steel section for P34 - CAT Skid Steer (\$299.18)	- 299.18	1	CSH
47	EFT7824	16/10/2019	Bunnings Group Limited	Enamel paint, paint brushes, paint can opener for Street Trees, Wall fan, misting kit for Depot, WD40 lubricant for Workshop (\$509.73)	- 509.73	1	CSH
48	EFT7825	16/10/2019	Central West Pump Service	Pump for P15 - Bitumen Sprayer (\$627.00)	- 627.00	1	CSH
49	EFT7826	16/10/2019	Hoppys Parts R Us	Hydraulic hose, fittings, HD auto electrical cable for P72 - Iveco Daycab (\$862.40), Battery Boxes for Airport (\$53.28)	- 915.68	1	CSH
50	EFT7827	16/10/2019	Neil Barnden	Contractor works for Shire of Cue 12/8/19 - 18/9/19 (\$11,550.00)	- 11,550.00	1	CSH
51	EFT7828	16/10/2019	Statewide Bearings	Fan belts for P58 - Kubota Mower (\$79.20)	- 79.20	1	CSH
52	EFT7829	16/10/2019	Toll Ipec Pty Ltd	Freight expense for return of 7 boxes of books to State Library of WA (\$146.38), delivery of airport lighting spares & 1"thread tape for depot (\$39.72)	- 186.10	1	CSH
53	EFT7830	16/10/2019	Western Independent Foods	Freight expense for delivery of fan belts for P58 - Kubota Mower, Buckets for soil samples for Town Road Reseals, Battery boxes for Airport, Hydraulic hose for P72 - Iveco Daycab (\$47.60)	- 47.60	1	CSH
54	EFT7831	16/10/2019	Bridgestone Tyre Centre Geraldton	Tyre tubes for Wheelbarrow (\$36.00)	- 36.00	1	CSH
55	EFT7832	16/10/2019	Great Northern Rural Services	Weed and feed spray, tank fittings, poly fittings for Oval (\$388.27)	- 388.27	1	CSH
56	EFT7833	16/10/2019	Skippers Transport Parts	Air dryer for P72 - Iveco Daycab, Air dryer, filter, sun visor, switches for P38 - Iveco Cabover Prime Mover (\$3,163.60)	- 3,163.60	1	CSH
57	EFT7834	16/10/2019	Totally Workwear Geraldton	Protective clothing for Outside Crew - Boots (\$151.64)	- 151.64	1	CSH
58	EFT7835	16/10/2019	WesTrac	Door glass, rubber seal for P70 - CAT 12M Grader (\$1,028.05), Window Glass for P46 - Loader (\$305.29), Freight Expense for Door Glass for P70 - Grader (\$38.50), Credit for Return of Oil Pressure Switch for P35 - Airport Genset (-\$148.29), Credit for Return of Oil Pressure Switch for P59 - Bore Boss (-\$378.84)	- 844.71	1	CSH
59	EFT7836	16/10/2019	LGIS WA	Property, Workcare & Liability Insurance Renewal Second Instalment from 30/6/19 - 30/6/20 (\$67,707.70), 2019/20 Contributions Credit - Second Instalment (-\$2,327.05)	- 65,380.65	1	CSH
60	EFT7837	16/10/2019	AIT Specialists Pty Ltd	Fuel Tax Credits September 2019 (\$445.17)	- 445.17	1	CSH
61	EFT7838	16/10/2019	Atyeo's Environmental Health Services Pty Ltd	Environmental Health Services Cue July - October 2019 (\$3,889.52)	- 3,889.52	1	CSH
62	EFT7839	16/10/2019	Greenfield Technical Services	Professional Fees for Preparing Full Submission of the Shire's Shared Pathway Funding 2020/21 & 2021/22 (\$1,919.50)	- 1,919.50	1	CSH
63	EFT7840	16/10/2019	John (JC) Curtin	Reimbursement for Accommodation & Meals to Attend Auction in Kalgoorlie & Purchase of Assorted Parts to Weld onto Fuel Tank for P72 - Iveco Daycab (\$344.23)	- 344.23	1	CSH
64	EFT7841	16/10/2019	LO-GO Appointments	Fee for Contract Rates Officer to Consult Rates for Shire of Cue w/e 5/10/19 (\$334.06)	- 334.06	1	CSH
65	EFT7842	16/10/2019	Lawrence Hinrichs	Reimbursement for Purchase of Rangehood Venting Kit for Hall Kitchen (\$199.00)	- 199.00	1	CSH
66	EFT7843	16/10/2019	Local Government Professionals Australia	Registration Fee for Annual State Conference 2019 for DCEO & CEO (\$3,460.00)	- 3,460.00	1	CSH
67	EFT7844	16/10/2019	Rainbow Diamond Hearts	Deposit for Live Entertainment for Volunteers Night 5/12/19 (\$300.00)	- 300.00	1	CSH
68	EFT7845	16/10/2019	Australian Taxation Office	BAS Payment September 2019 (\$23,344.00)	- 23,344.00	1	CSH
69	EFT7846	21/10/2019	Cue Roadhouse & General Store	22.14lts Fuel for P19 - Whipper Snippers (\$35.40), Assorted Sandwiches & Hot Food for Forum Meeting 8/10/19 (\$66.40), 19.14lts Fuel for Weed Spraying Pump (\$30.60)	- 132.40	1	CSH

List of Accounts Paid October 2019							
		Date	Name	Description	Amount	Bank	Type
70	EFT7847	21/10/2019	IP Cameras Australia	Installation of New Cameras for Bank, Depot, Skate Park & Rubbish Tip (\$23,305.70), Replacement & Repair of Cameras at Water Park (\$7,769.74)	- 31,075.44	1	CSH
71	EFT7848	21/10/2019	LO-GO Appointments	Fee for Contract Rates Officer to Consult Rates for Shire of Cue w/e 12/10/19 (\$145.09)	- 145.09	1	CSH
72	EFT7849	21/10/2019	Luscombe	Assorted Chemicals and Cleaning Supplies for Tourist Park (\$276.35)	- 276.35	1	CSH
73	EFT7850	21/10/2019	Murchison Club Hotel	Meals for 10 People Following Council Meeting 15/10/19 (\$507.50)	- 507.50	1	CSH
74	EFT7851	21/10/2019	ROBERT JOHN MADSON	Reimbursement for Meals Expense & Airport Parking for National General Assembly in Canberra (\$226.00) & Uber for Visit to MWAC Executive (\$30.89)	- 256.89	1	CSH
75	EFT7852	21/10/2019	ROSS WILLIAM PIGDON	Ordinary Council Meeting 15/10/19 (\$490.00), Presidents Allowance (\$908.00), ICT Allowance (\$290.00), Refund of Nomination Deposit (\$80.00)	- 1,768.00	1	CSH
76	EFT7853	21/10/2019	WATER CORPORATION	Water Usage & Charges Shire of Cue October 2019 - Tennis Courts (\$7.79), L592 Heydon Place (\$53.90), L593 Heydon Place (\$45.34), RV Site (\$7.79), Bank NSW (\$44.06)	- 158.88	1	CSH
77	EFT7854	21/10/2019	CS Legal	Professional Fees for Revestment of land 66 Boyd St Reedy (\$1,696.00), Professional Fees Re Property Advice Midwest Gold Operations Pty Ltd (\$992.20)	- 2,688.20	1	CSH
78	EFT7855	21/10/2019	ELIZABETH HOUGHTON	Ordinary Council Meeting 15/10/19 (\$238.00), ICT Allowance (\$290.00)	- 528.00	1	CSH
79	EFT7856	21/10/2019	Five Star	Konica Minolta C454e Black/Colour Meter Read October 2019 (\$345.95)	- 345.95	1	CSH
80	EFT7857	21/10/2019	Frederick William Spindler	Ordinary Council Meeting 15/10/19 (\$238.00), ICT Allowance (\$290.00)	- 528.00	1	CSH
81	EFT7858	21/10/2019	Ian W Dennis	Ordinary Council Meeting 15/10/19 (\$238.00), ICT Allowance (\$290.00), Parking to Record Voice Over for Heritage Centre (\$15.30)	- 543.30	1	CSH
82	EFT7859	21/10/2019	Leonie Fitzpatrick	Ordinary Council Meeting 15/10/19 (\$238.00), ICT Allowance (\$290.00), Refund of Nomination Deposit (\$80.00)	- 608.00	1	CSH
83	EFT7860	21/10/2019	Professional Pc Support Pty Ltd	Computing/Consultancy Backup Managed Services November 2019 (\$1,903.00)	- 1,903.00	1	CSH
84	EFT7861	21/10/2019	RICHARD DAVID TOWELL	Reimbursement for Payment of Accommodation, Meals & Parking for IT Vision Conference in Perth 9/10/19 - 12/10/19 (\$1,257.59)	- 1,257.59	1	CSH
85	EFT7862	21/10/2019	RONALD PAUL CLIVE HOGBEN	Ordinary Council Meeting 15/10/19 (\$238.00), ICT Allowance (\$290.00), Refund of Nomination Deposit (\$80.00)	- 608.00	1	CSH
86	EFT7863	21/10/2019	RSM Australia Pty Ltd	Accounting Services for Shire of Cue October 2019 (\$5,676.00)	- 5,676.00	1	CSH
87	EFT7864	22/10/2019	Direct Heating & Cooling Air Conditioning & Refrigeration	Service of air conditioners at various Shire buildings (\$10,556.00)	- 10,556.00	1	CSH
88	EFT7865	22/10/2019	Hoppys Parts R Us	Cable lug GJ kit, steel knead it, coupling, sikaflex sealant for Workshop (\$497.86)	- 497.86	1	CSH
89	EFT7866	22/10/2019	JR & A Hersey Pty Ltd	Guide posts for Traffic Signage (\$5,225.00)	- 5,225.00	1	CSH
90	EFT7867	22/10/2019	Lacy Bros Pty Ltd	Trailer hire for carting river sand for Airport & Town Road Reseals (\$1,080.00), Labour & Materials to Make Hydraulic Hoses for P78 - Tipper & P82 - Excavator (\$276.30)	- 1,356.30	1	CSH
91	EFT7868	22/10/2019	Mark Smith Pty Ltd	Labour to pump out septic tank at RV Park (\$880.00)	- 880.00	1	CSH
92	EFT7869	22/10/2019	Sigma Chemicals	Liquid chlorine drums, slurpy pump, hose, sand for Water Park (\$676.29)	- 676.29	1	CSH

List of Accounts Paid October 2019							
		Date	Name	Description	Amount	Bank	Type
93	EFT7870	22/10/2019	Statewide Bearings	Air filters for P84 - JCB IT Carrier, P32 - Multipac Steel Drum Roller (\$410.87)	- 410.87	1	CSH
94	EFT7871	22/10/2019	Toll Express	Freight expense for delivery of chemicals for Tourist Park (\$76.86)	- 76.86	1	CSH
95	EFT7872	22/10/2019	Western Independent Foods	Freight expense for delivery of new whipper snippers for Parks and Reserves, whipper snipper heads for P19 - Whipper Snippers, Bar oil for P25 - Chainsaws, Protective clothing for outside crew - boots, Retic control box, solenoids, ball valves for Oasis (\$167.70)	- 167.70	1	CSH
96	EFT7873	22/10/2019	Atom Supply	Protective clothing for outside crew - boots (\$189.90)	- 189.90	1	CSH
97	EFT7874	22/10/2019	Bitutek Pty Ltd	Supply and delivery of 4,000L of CRS emulsion for Road Patching (\$5,060.00)	- 5,060.00	1	CSH
98	EFT7875	22/10/2019	Digga West & Earthparts WA	Auger for P76 - Kubota Tractor (\$357.50)	- 357.50	1	CSH
99	EFT7876	22/10/2019	Elite Electrical Contracting	Labour and materials to install lighting on new roof at Shire Depot (\$2,068.28)	- 2,068.28	1	CSH
100	EFT7877	22/10/2019	F.L Costello & Co	Labour and materials for repair of 2X Speed Queen washing machines for Tourist Park (\$2,179.65)	- 2,179.65	1	CSH
101	EFT7878	22/10/2019	Geraldton Mower Repair & Specialist	2x new whipper snippers, whipper snipper heads for Parks and Reserves (\$2,325.72)	- 2,325.72	1	CSH
102	EFT7879	22/10/2019	Sigma Chemicals	Liquid chlorine drums, pallet charge (\$73.59)	- 73.59	1	CSH
103	EFT7880	22/10/2019	Western Independent Foods	Freight expense for delivery of protective equipment for Outside Crew - boots (\$14.80)	- 14.80	1	CSH
104	EFT7881	24/10/2019	Bunnings Group Limited	Kwikset concrete for various jobs (\$762.00), Hydraulic Door Closer for Depot (\$75.83)	- 837.83	1	CSH
105	EFT7882	24/10/2019	Elite Electrical Contracting	Labour and materials for electrical works at Shire Hall, advise on faulty air conditioner at Tourist Park Huts (\$1,207.55)	- 1,207.55	1	CSH
106	EFT7883	24/10/2019	Golden West Lubricants	Hydraulic oil, gear oil, engine oil, grease cartridges, grease tub (\$1,753.95)	- 1,753.95	1	CSH
107	EFT7884	24/10/2019	Great Northern Rural Services	Ball valve, retic controller box, modules, box of solenoids for Oasis (\$962.51), Ringlock Fencing for Airport (\$377.19)	- 1,339.70	1	CSH
108	EFT7885	24/10/2019	MOOREVIEW PLANTS & TREES	Poinciana plants for Street Trees (\$429.00)	- 429.00	1	CSH
109	EFT7886	24/10/2019	WesTrac	Seals, pins, bearings, washer & seal kit for P46 - CAT 950G Loader (\$1,796.01), fan & glass door for P70 - Grader (\$1,788.32)	- 3,584.33	1	CSH
110	EFT7887	24/10/2019	Abrolhos Steel	Aluminium sheet for Shire Hall (\$49.50)	- 49.50	1	CSH
111	EFT7888	24/10/2019	Atom Supply	Drinks cooler jugs for Outside Crew (\$103.22)	- 103.22	1	CSH
112	EFT7889	24/10/2019	Brisin Engineering & Welding	Contractor works for Shire of Cue 9/9/19 - 18/10/19 (\$8,008.00)	- 8,008.00	1	CSH
113	EFT7890	24/10/2019	Bunnings Group Limited	Door closers, chair mat for Depot, ducting for Hall, extension leads, extension lead join protector for Oasis, hose connectors, tap adaptors for Parks and Reserves (\$365.40)	- 365.40	1	CSH
114	EFT7891	24/10/2019	Neil Barnden	Contractor works for Shire of Cue 25/9/19-20/10/19 (\$9,009.00)	- 9,009.00	1	CSH
115	EFT7892	24/10/2019	Truckline - Geraldton	Brake pads, brake drums, brake shoes, mudflaps, springs & assorted valves for P38 - Iveco Cabover Prime Mover (\$1,858.49), credit for returned brake drums - wrong size (-\$396.00)	- 1,462.49	1	CSH
116	EFT7893	31/10/2019	Alcolizer Technology	Replacement breathalyser module for OHS (\$154.00)	- 154.00	1	CSH
117	EFT7894	31/10/2019	CJD Equipment	Sealing kits for P82 - Samsung Excavator (\$3,074.19), Credit for Incorrect Freight Charge for P82 - Samsung Excavator (-\$2,398.00)	- 676.19	1	CSH
118	EFT7895	31/10/2019	GLEEMAN TRUCK PARTS	Pins, bushes, belt, bracket for P78 - Nissan Tipper (\$451.76)	- 451.76	1	CSH

List of Accounts Paid October 2019							
		Date	Name	Description	Amount	Bank	Type
119	EFT7896	31/10/2019	Great Northern Rural Services	24V DC Solenoids, freight charge for Airport (\$118.77), Valve Boxes for Airport Lighting Upgrade (\$67.78)	- 186.55	1	CSH
120	EFT7897	31/10/2019	Joshua Oliveri	Electrical contractor works on various machines & trucks (\$3,820.00)	- 3,820.00	1	CSH
121	EFT7898	31/10/2019	Midwest Turf Supplies	Repairs to retic at Shire Staff Houses & Victoria Park (\$15,325.00)	- 15,325.00	1	CSH
122	EFT7899	31/10/2019	Swan Towing Service	Towing services to remove bogged Iveco Prime Mover and Low Loader on Reserve Rd Muchea (\$847.00)	- 847.00	1	CSH
123	EFT7900	31/10/2019	Toll Express	Freight expense for delivery of oils, grease (\$230.93)	- 230.93	1	CSH
124	EFT7901	31/10/2019	Canine Control	Management & Coordination of Murdoch Vet Programme Plus 11 x Microchipping Procedures 19/10/19 & 20/10/19 (\$1,938.58)	- 1,938.58	1	CSH
125	EFT7902	31/10/2019	Integrity Sampling	Random Breath Testing in Cue October 2019 (\$3,206.50)	- 3,206.50	1	CSH
126	EFT7903	31/10/2019	LO-GO Appointments	Fee for Contract Rates Officer to Consult Rates for Shire of Cue w/e 19/10/19 (\$237.74)	- 237.74	1	CSH
127	EFT7904	31/10/2019	Leslie Matthew Price	Ordinary Council Meeting 15/10/19 (\$238.00), ICT Allowance (\$290.00), Deputy Presidents Allowance (\$227.00), Travel Council Meeting 15/10/19 (\$63.37), Travel Forum Meeting 8/10/19 (\$63.37), Refund of Nomination Deposit (\$80.00)	- 961.74	1	CSH
128	EFT7905	31/10/2019	QUEEN OF THE MURCHISON GUEST HOUSE & CAFE	2 x Nights Accommodation & Meals for Murdoch Vet Programme 19/10/19 & 21/10/19 (\$2,874.50)	- 2,874.50	1	CSH
129	EFT7906	31/10/2019	Rhione Foster	Reimbursement for Payment of Electricity Bill Dated 1/10/19 (\$280.00) & Return Taxi Fares from Wattle Grove to AV Trucks 14/10/19 & 16/10/19 (\$63.32)	- 343.32	1	CSH
130	EFT7907	31/10/2019	WALGA	Fee for CSO to Attend Local Government & Mental Health Forum 11/11/19 (\$99.00)	- 99.00	1	CSH
131					- 390,842.39		
132							
133	BPAY						
134	BPAY	08/10/2019	City of Greater Geraldton	SirsiDynix Services & Maintenance for Library (\$6,897.00)	- 6,897.00	1	CSH
135	BPAY	08/10/2019	TELSTRA CORPORATION LTD	Mobile Phone Usage & Charges Sept 2019 - Shire of Cue (\$441.35), Landline Phone Usage & Charges Sept 2019 - Shire of Cue (\$1,142.82) & Landline Phone Usage & Charges Sept 2019 - Tourist Park (\$64.86)	- 1,649.03	1	CSH
136	BPAY	08/10/2019	Horizon Power	Electricity Supply for 61 Days from 2/8/19 - 1/10/19 - Cuerosity Shop (\$143.20), Electricity Supply for 30 Days from 1/9/19 - 30/9/19 Street Lighting (\$2,865.79)	- 3,008.99	1	CSH
137	BPAY	08/10/2019	Pivotel Satellite Pty Limited	Satellite Phone Usage & Charges Sept 2019 - Shire of Cue (\$155.38)	- 155.38	1	CSH
138	BPAY	08/10/2019	Horizon Power	Electricity Supply for 61 Days from 2/8/19 - 1/10/19 Shire of Cue (\$10,217.53)	- 10,217.53	1	CSH
139	BPAY	28/10/2019	Pivotel Satellite Pty Limited	Satellite Phone Usage & Charges - Shire of Cue October 2019 (\$153.46)	- 153.46	1	CSH
140	BPAY	28/10/2019	TELSTRA CORPORATION LTD	Landline Phone Usage & Charges - Shire of Cue October 2019 (\$1,063.96), Landline Phone Usage & Charges - Tourist Park October 2019 (\$57.54)	- 1,121.50	1	CSH
141	BPAY	20/10/2019	DHS Official Administered Receipts CSA Account	Child Support Payroll Deductions	- 303.96	1	CSH
142	BPAY	06/10/2019	DHS Official Administered Receipts CSA Account	Child Support Payroll Deductions	- 303.96	1	CSH
					- 23,810.81		

List of Accounts Paid October 2019						
	Date	Name	Description	Amount	Bank	Type
Payroll						
Payroll	09/10/2019	Payroll Direct Debit of Net Pays	Payroll Direct Debit of Net Pays	- 51,479.04	1	PAY
Payroll	23/10/2019	Payroll Direct Debit of Net Pays	Payroll Direct Debit of Net Pays	- 50,087.99	1	PAY
				- 101,567.03		
			TOTAL PAYMENTS	- 542,633.14		
			Total Direct Debits	- 26,412.91		
			Total EFTs	- 390,842.39		
			Total BPAY	- 23,810.81		
			Total Cheque	-		
			Total Payroll	- 101,567.03		
			TOTAL PAYMENTS	- 542,633.14		

10.2 FINANCIAL STATEMENT

APPLICANT:	Shire of Cue
DISCLOSURE OF INTEREST:	Nil
AUTHOR:	Richard Towell – Acting Chief Executive Officer
DATE:	14 November 2019

Matters for Consideration:

The Statement of Financial Activity for the period ended 31 October 2019 including the following reports:

- Statement of Financial Activity
- Significant Accounting Policies
- Graphical Representation – Source Statement of Financial Activity
- Net Current Funding Position
- Cash and Investments
- Major Variances
- Budget Amendments
- Receivables
- Grants and Contributions
- Cash Backed Reserve
- Capital Disposals and Acquisitions
- Trust Fund

see [Appendix 2](#).

Background:

Under the *Local Government (Financial Management Regulations 1996)*, a monthly Statement of Financial Activity must be submitted to an Ordinary Council meeting within 2 months after the end of the month to which the statement relates. The statement of financial activity is a complex document but presents a complete overview of the financial position of the local government at the end of each month. The Statement of Financial Activity for each month must be adopted by Council and form part of the minutes.

Comments:

The Statement of Financial Activity is for the month of October 2019.

Statutory Environment:

Local Government (Financial Management Regulations) 1996 – Clause 14.

Policy Implications:

Nil.

Financial Implications:

Nil.

Strategic Implications:

Nil.

Consultation:

RSM Australia Pty Ltd.

Officer's Recommendation:

Voting Requirement: Simple Majority

That Council receive the Financial Statements, prepared in accordance with the Local Government (Financial Management) Regulations, for the period ended 31 October 2019, as presented at [Appendix 2](#).

Council Decision:

Voting requirement: Simple Majority

MOVED:

SECONDED:

APPENDIX 2



Shire of Cue

73 Austin Street Cue WA 6640

PO Box 84 Cue WA 6640

T +61 (0) 8 9943 0988

www.cue.wa.gov.au

SHIRE OF CUE

MONTHLY FINANCIAL REPORT

For the Period Ending 31 October 2019

SHIRE OF CUE
MONTHLY FINANCIAL REPORT
For the Period Ending 31 October 2019
CONTENTS PAGE

General

Note

Compilation Report

Executive Summary

Financial Statements

Statement of Comprehensive Income by Nature or Type

Statement of Comprehensive Income by Program

Statement of Capital Acquisitions and Funding

Notes to the Statement of Financial Activity

Significant Accounting Policies Note 1

Explanation of Material Variances Note 2

Net Current Funding Position Note 3

Cash and Investments Note 4

Trust Fund Note 5

Receivables Note 6

Cash Backed Reserves Note 7

Capital Disposals Note 8

Capital Acquisitions Note 9

Rating Information Note 10

Information on Borrowings Note 11

Grants and Contributions Note 12

Budget Amendments Note 13

RSM Australia Pty Ltd

Level 1, 12 Bayly Street Geraldton WA 6530

PO Box 61 Geraldton WA 6531

T +61 (0) 8 9920 7400

F +61 (0) 8 9920 7450

www.rsm.com.au

Compilation Report

To the Council

Shire of Cue

Scope

We have compiled the accompanying special purpose financial statements.

The specific purpose for which the special purpose financial report has been prepared is to provide information relating to the financial performance and financial position of the Shire that satisfies the information needs of the Council and the *Local Government Act 1995* and associated regulations.

The responsibility of the Shire

The Shire is solely responsible for the information contained in the special purpose financial report and have determined that the accounting policies used are consistent and are appropriate to satisfy the requirements of the Council and the *Local Government Act 1995* and associated regulations.

Our responsibility

On the basis of information provided by the Shire, we have compiled the accompanying special purpose financial statements in accordance with the significant accounting policies adopted as set out in Note 1 to the financial statements and APES 315: Compilation of Financial Information.

Our procedures use accounting expertise to collect, classify and summarise the financial information, which the Management provided, into a financial report. Our procedures do not include any verification or validation procedures. No audit or review has been performed and accordingly no assurance is expressed.

To the extent permitted by law, we do not accept liability for any loss or damage which any person, other than the Shire of Cue, may suffer arising from negligence on our part.

This report was prepared for the benefit of the Council of the Shire of Cue and the purpose identified above. We do not accept responsibility to any other person for the content of the report.



Signed at GERALDTON

Date 14th November 2019

RSM Australia Pty Ltd
Chartered Accountants

THE POWER OF BEING UNDERSTOOD
AUDIT | TAX | CONSULTING

RSM Australia Pty Ltd is a member of the RSM network and trades as RSM. RSM is the trading name used by the members of the RSM network. Each member of the RSM network is an independent accounting and consulting firm which practices in its own right. The RSM network is not itself a separate legal entity in any jurisdiction.

RSM Australia Pty Ltd ACN 009 321 377 atf Birdanco Practice Trust ABN 65 319 382 479 trading as RSM

Liability limited by a scheme approved under Professional Standards Legislation

SHIRE OF CUE
MONTHLY FINANCIAL REPORT
For the Period Ending 31 October 2019
EXECUTIVE SUMMARY

Report Purpose

This report is prepared to meet the requirements of *Local Government (Financial Management) Regulations 1996, Regulation 34.*

Overview

Summary reports and graphical progressive graphs are provided on pages 3 - 4. Data is displayed as Year to Date (YTD) where applicable.

Statement of Financial Activity by Nature or Type and Reporting Program

Are presented on pages 5 - 6 and shows a surplus as at 31 October 2019 of \$5,576,920.

Items of Significance

The material variance adopted by the Shire of Cue for the 2019/20 year is \$25,000 or 10%, whichever is greater. The following selected items have been highlighted due to the amount of the variance to the budget or due to the nature of the revenue/expenditure. The remaining items considered to be of material variance are disclosed in Note 2.

Significant Revenue and Expenditure

Capital Expenditure

	▲	Variance	
Land and Buildings	▲	\$935,203	See Note 9 (Timing of projects)
Plant and Equipment	▲	\$190,585	See Note 9 (Timing of plant replacement)
Infrastructure - Roads	▲	\$309,601	See Note 9 (Timing of roads projects and flood damage works)
Infrastructure - Other	▲	\$399,198	See Note 9 (Timing of projects)

Capital Revenue

Non-operating Grants, Subsidies and Contributions	▼	(\$422,176)	Timing of grants and contributions
---	---	-------------	------------------------------------

	Collected / Completed %	Annual Budget \$	YTD Budget \$	YTD Actual \$
Significant Projects				
GROH Houses	0%	980,000	326,664	4,244
Old Railway Building and Youth Centre	0%	513,000	170,996	-
Caravan Park House and Office	0%	400,000	133,332	-
Cue-Beringarra Road	0%	150,000	50,000	-
Deep Sewerage Plan	0%	240,000	80,000	-
	0%	2,283,000	760,992	4,244
Grants, Subsidies and Contributions				
Operating Grants, Subsidies and Contributions	24%	1,390,264	463,412	329,471
Non-operating Grants, Subsidies and Contributions	3%	1,410,545	470,176	48,000
	13%	2,800,809	933,588	377,471
Rates Levied	102%	2,337,128	2,367,796	2,388,105

% - Compares current YTD actuals to the Annual Budget

Financial Position

	Collected / Completed %	Prior Year 31 Oct 18 \$	Current Year 31 Oct 19 \$
Account			
Adjusted Net Current Assets	170%	3,288,651	5,576,920
Cash and Equivalent - Unrestricted	236%	2,082,513	4,913,224
Cash and Equivalent - Restricted	93%	6,108,009	5,710,629
Receivables - Rates	88%	833,497	736,519
Receivables - Other	16%	444,128	69,840
Payables	145%	74,362	108,109

% - Compares current YTD actuals to prior Year actuals

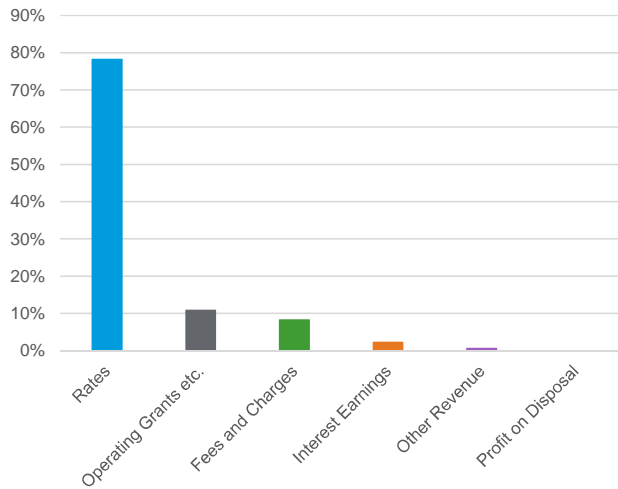
Note: The statements and accompanying notes are prepared based on all transactions recorded at the time of preparation and may vary due to transactions being processed for the reporting period after the date of preparation.

Preparation

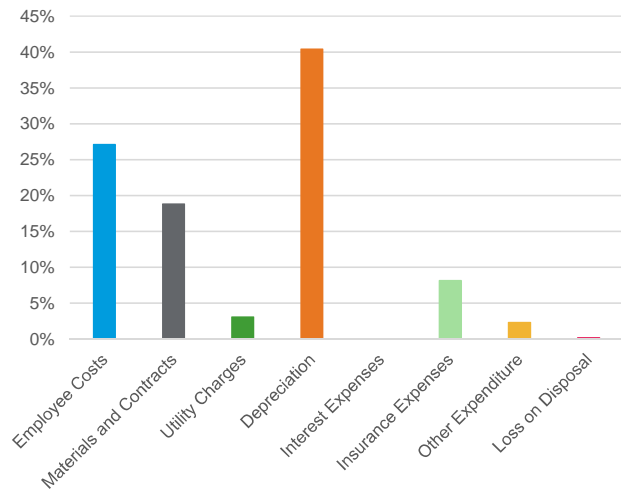
Prepared by:	Glenn Boyes
Reviewed by:	Travis Bate
Date prepared:	14-Nov-19

SHIRE OF CUE
MONTHLY FINANCIAL REPORT
For the Period Ending 31 October 2019
SUMMARY GRAPHS

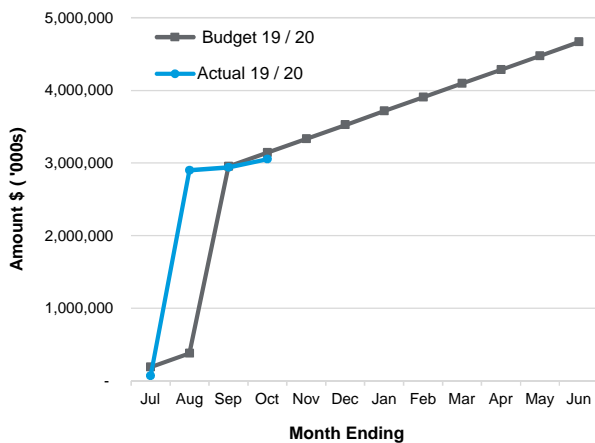
Operating Revenue



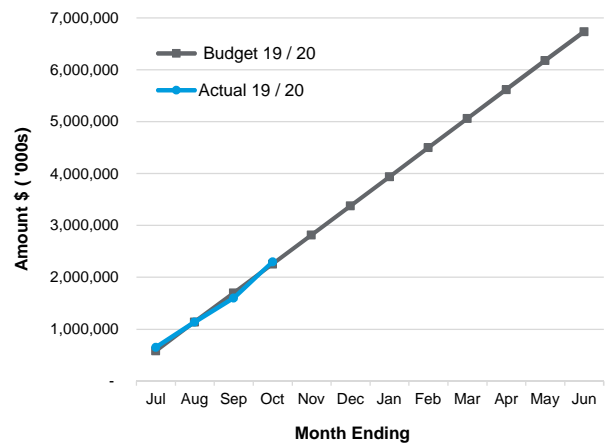
Operating Expenditure



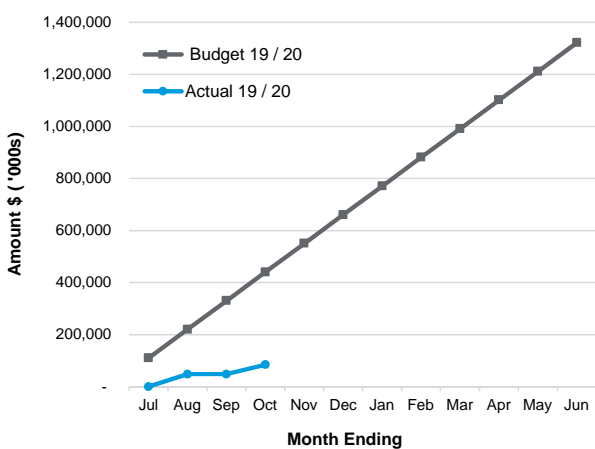
Budget Operating Revenues -v- Actual (Refer Note 2)



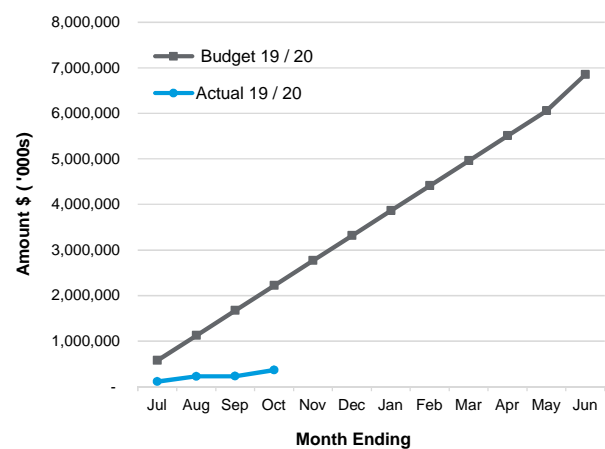
Budget Operating Expenses -v- Actual (Refer Note 2)



Budget Capital Revenues -v- Actual (Refer Note 2)



Budget Capital Expenses -v- Actual (Refer Note 2)



This information needs to be read in conjunction with the accompanying Financial Statements and Notes.

SHIRE OF CUE
STATEMENT OF COMPREHENSIVE INCOME
For the Period Ending 31 October 2019
NATURE OR TYPE

	Note	Annual Budget \$	YTD Budget (a) \$	YTD Actual (b) \$	Var* (b) - (a) \$	Var* (b) - (a) / (a) %	Var
Opening Funding Surplus / (Deficit)	3	3,291,633	3,291,633	3,220,738			
Revenue from Operating Activities							
Rates	10	2,337,128	2,367,796	2,388,105	20,309	0.86%	
Operating Grants, Subsidies and Contributions	12(a)	1,390,264	463,412	329,471	(133,941)	(28.90%)	▼
Fees and Charges		599,780	199,876	252,114	52,238	26.14%	▲
Interest Earnings		184,500	61,496	66,350	4,854	7.89%	
Other Revenue		89,400	29,788	17,850	(11,938)	(40.08%)	
Profit on Disposal of Assets	8	64,606	-	-	-		
		4,665,678	3,122,368	3,053,890			
Expenditure from Operating Activities							
Employee Costs		(1,859,507)	(619,676)	(624,003)	(4,327)	(0.70%)	
Materials and Contracts		(1,396,758)	(464,904)	(432,966)	31,938	6.87%	▲
Utility Charges		(286,300)	(95,360)	(71,148)	24,212	25.39%	
Depreciation on Non-current Assets		(2,809,062)	(936,316)	(929,583)	6,733	0.72%	
Interest Expenses		(8,800)	-	-	-		
Insurance Expenses		(162,850)	(54,244)	(187,236)	(132,992)	(245.17%)	▼
Other Expenditure		(225,700)	(91,876)	(52,952)	38,924	42.37%	▲
Loss on Disposal of Assets	8	(11,432)	-	(3,636)	(3,636)		
		(6,760,409)	(2,262,376)	(2,301,523)			
Excluded Non-cash Operating Activities							
Depreciation and Amortisation		2,809,062	936,316	929,583			
(Profit) / Loss on Asset Disposal	8	(53,174)	-	3,636			
Movement Deferred Pensioner Rates		-	-	-			
Net Amount provided from Operating Activities		661,157	1,796,308	1,685,586			
Investing Activities							
Non-operating Grants, Subsidies and Contributions	12(b)	1,410,545	470,176	48,000	(422,176)	(89.79%)	▼
Proceeds from Disposal of Assets	8	210,000	70,000	36,364	(33,636)	(48.05%)	▼
Land and Buildings	9(a)	(3,260,500)	(1,003,508)	(68,305)	935,203	93.19%	▲
Plant and Equipment	9(b)	(813,000)	(271,000)	(80,415)	190,585	70.33%	▲
Furniture and Equipment	9(c)	(60,000)	(19,996)	-	19,996	100.00%	
Infrastructure Assets - Roads	9(d)	(1,083,400)	(361,124)	(51,523)	309,601	85.73%	▲
Infrastructure Assets - Other	9(e)	(1,637,500)	(562,832)	(163,634)	399,198	70.93%	▲
Net Amount provided from Investing Activities		(5,233,855)	(1,678,284)	(279,514)			
Financing Activities							
Proceeds from New Debentures	11	980,000	326,664	980,000	653,336	200.00%	▲
Transfer from Reserves	7	809,200	-	-	-		
Repayment of Debentures	11	(45,000)	-	-	-		
Transfer to Reserves		(463,135)	-	(29,892)	(29,892)		▲
Net Amount provided from Financing Activities		1,281,065	326,664	950,108			
Closing Funding Surplus / (Deficit)	3	-	3,736,321	5,576,920			

* - Indicates a variance between YTD Budget and YTD Actual data as per the adopted materiality threshold. Note 2 provides an explanation for the relevant variances shown above.

This statement needs to be read in conjunction with the accompanying Financial Statements and Notes.

SHIRE OF CUE
STATEMENT OF COMPREHENSIVE INCOME
For the Period Ending 31 October 2019
REPORTING PROGRAM

	Note	Annual Budget \$	YTD Budget (a) \$	YTD Actual (b) \$	Var* (b) - (a) \$	Var* (b) - (a) / (a) %	Var
Opening Funding Surplus / (Deficit)	3	3,291,633	3,291,633	3,220,738			
Revenue from Operating Activities							
Governance		-	-	-	-		
General Purpose Funding - Rates	10	2,337,128	2,367,796	2,388,105	20,309	0.86%	
General Purpose Funding - Other		1,150,464	383,476	302,098	(81,378)	(21.22%)	▼
Law, Order and Public Safety		10,500	3,496	5,987	2,491	71.25%	
Health		500	164	1,088	924	563.52%	
Housing		25,480	8,484	7,840	(644)	(7.59%)	
Community Amenities		85,500	28,484	68,749	40,265	141.36%	▲
Recreation and Culture		7,000	2,324	3,813	1,489	64.09%	
Transport		557,106	164,164	128,281	(35,883)	(21.86%)	▼
Economic Services		371,200	123,724	104,338	(19,386)	(15.67%)	
Other Property and Services		120,800	40,256	43,591	3,335	8.28%	
		4,665,678	3,122,368	3,053,890			
Expenditure from Operating Activities							
Governance		(408,911)	(133,944)	(111,562)	22,382	16.71%	
General Purpose Funding		(251,573)	(81,272)	(70,948)	10,324	12.70%	
Law, Order and Public Safety		(81,399)	(26,776)	(22,449)	4,327	16.16%	
Health		(92,201)	(30,524)	(13,419)	17,105	56.04%	
Education and Welfare		(16,955)	(5,604)	(1,011)	4,593	81.96%	
Housing		(259,910)	(83,004)	(80,168)	2,836	3.42%	
Community Amenities		(400,186)	(131,344)	(109,556)	21,788	16.59%	
Recreation and Culture		(988,224)	(341,048)	(210,912)	130,136	38.16%	▲
Transport		(3,503,931)	(1,159,832)	(1,279,882)	(120,050)	(10.35%)	▼
Economic Services		(696,558)	(230,152)	(211,082)	19,070	8.29%	
Other Property and Services		(60,561)	(38,876)	(190,534)	(151,658)	(390.11%)	▼
		(6,760,409)	(2,262,376)	(2,301,523)			
Excluded Non-cash Operating Activities							
Depreciation and Amortisation		2,809,062	936,316	929,583			
(Profit) / Loss on Asset Disposal	8	(53,174)	-	3,636			
Movement Deferred Pensioner Rates		-	-	-			
Net Amount provided from Operating Activities		661,157	1,796,308	1,685,586			
Investing Activities							
Non-operating Grants, Subsidies and Contributions	12(b)	1,410,545	470,176	48,000	(422,176)	(89.79%)	▼
Proceeds from Disposal of Assets	8	210,000	70,000	36,364	(33,636)	(48.05%)	▼
Land and Buildings	9(a)	(3,260,500)	(1,003,508)	(68,305)	935,203	93.19%	▲
Plant and Equipment	9(b)	(813,000)	(271,000)	(80,415)	190,585	70.33%	▲
Furniture and Equipment	9(c)	(60,000)	(19,996)	-	19,996	100.00%	
Infrastructure Assets - Roads	9(d)	(1,083,400)	(361,124)	(51,523)	309,601	85.73%	▲
Infrastructure Assets - Other	9(e)	(1,637,500)	(562,832)	(163,634)	399,198	70.93%	▲
Net Amount provided from Investing Activities		(5,233,855)	(1,678,284)	(279,514)			
Financing Activities							
Proceeds from New Debentures	11	980,000	326,664	980,000	653,336	200.00%	▲
Transfer from Reserves	7	809,200	-	-	-		
Repayment of Debentures	11	(45,000)	-	-	-		
Transfer to Reserves		(463,135)	-	(29,892)	(29,892)		▲
Net Amount provided from Financing Activities		1,281,065	326,664	950,108			
Closing Funding Surplus / (Deficit)	3	-	3,736,321	5,576,920			

* - Indicates a variance between YTD Budget and YTD Actual data as per the adopted materiality threshold. Note 2 provides an explanation for the relevant variances shown above.

This statement needs to be read in conjunction with the accompanying Financial Statements and Notes.

SHIRE OF CUE

STATEMENT OF CAPITAL ACQUISITIONS AND FUNDING

For the Period Ending 31 October 2019

CAPITAL ACQUISITIONS

	Note	Annual Budget (d) \$	YTD Actual New / Upgrade (a) \$	YTD Actual Renewal (b) \$	YTD Actual Total (c) = (a) + (b) \$	Variance (d) - (c) \$
Asset Group						
Land and Buildings	9(a)	3,260,500	36,827	31,478	68,305	(3,192,195)
Plant and Equipment	9(b)	813,000	-	80,415	80,415	(732,585)
Furniture and Equipment	9(c)	60,000	-	-	-	(60,000)
Infrastructure Assets - Roads	9(d)	1,083,400	-	51,523	51,523	(1,031,877)
Infrastructure Assets - Other	9(e)	1,637,500	146,325	17,309	163,634	(1,473,866)
Total Capital Expenditure		6,854,400	183,152	180,726	363,877	(6,490,523)
Capital Acquisitions Funded by:						
Capital Grants and Contributions		1,410,545			48,000	
Borrowings		-			-	
Other (Disposals and C/Fwd)		210,000			36,364	
Council Contribution - From Reserves		809,200			-	
Council Contribution - Operations		4,424,655			279,513.55	
Total Capital Acquisitions Funding		6,854,400			363,877	

SHIRE OF CUE
NOTES TO THE STATEMENT OF FINANCIAL ACTIVITY
For the Period Ending 31 October 2019

1. SIGNIFICANT ACCOUNTING POLICIES

(a) Basis of Accounting

This statement comprises a special purpose financial report which has been prepared in accordance with Australian Accounting Standards (as they apply to local governments and not-for-profit entities), Australian Accounting Interpretations, other authoritative pronouncements of the Australian Accounting Standards Board, the *Local Government Act 1995* and accompanying regulations. Material accounting policies which have been adopted in the preparation of this statement are presented below and have been consistently applied unless stated otherwise. Except for cash flow and rate setting information, the report has also been prepared on the accrual basis and is based on historical costs, modified, where applicable, by the measurement at fair value of selected non-current assets, financial assets and liabilities.

Critical Accounting Estimates

The preparation of a financial report in conformity with Australian Accounting Standards requires management to make judgements, estimates and assumptions that effect the application of policies and reported amounts of assets and liabilities, income and expenses. The estimates and associated assumptions are based on historical experience and various other factors that are believed to be reasonable under the circumstances; the results of which form the basis of making the judgements about carrying values of assets and liabilities that are not readily apparent from other sources. Actual results may differ from these estimates.

(b) The Local Government Reporting Entity

All Funds through which the Council controls resources to carry on its functions have been included in this statement. In the process of reporting on the local government as a single unit, all transactions and balances between those funds (for example, loans and transfers between Funds) have been eliminated. All monies held in the Trust Fund are excluded from the statement, but a separate statement of those monies appears at Note 5.

(c) Rounding Off Figures

All figures shown in this statement are rounded to the nearest dollar.

(d) Rates, Grants, Donations and Other Contributions

Rates, grants, donations and other contributions are recognised as revenues when the local government obtains control over the assets comprising the contributions. Control over assets acquired from rates is obtained at the commencement of the rating period or, where earlier, upon receipt of the rates.

(e) Goods and Services Tax (GST)

Revenues, expenses and assets are recognised net of the amount of GST, except where the amount of GST incurred is not recoverable from the Australian Taxation Office (ATO). Receivables and payables are stated inclusive of GST receivable or payable. The net amount of GST recoverable from, or payable to, the ATO is included with receivables or payables in the statement of financial position. Cash flows are presented on a gross basis. The GST components of cash flows arising from investing or financing activities which are recoverable from, or payable to, the ATO are presented as operating cash flows.

(f) Cash and Cash Equivalents

Cash and cash equivalents include cash on hand, cash at bank, deposits available on demand with banks and other short term highly liquid investments that are readily convertible to known amounts of cash and which are subject to an insignificant risk of changes in value and bank overdrafts. Bank overdrafts are reported as short term borrowings in current liabilities in the statement of financial position.

(g) Trade and Other Receivables

Trade and other receivables include amounts due from ratepayers for unpaid rates and service charges and other amounts due from third parties for goods sold and services performed in the ordinary course of business.

Receivables expected to be collected within 12 months of the end of the reporting period are classified as current assets. All other receivables are classified as non-current assets. Collectability of trade and other receivables is reviewed on an ongoing basis. Debts that are known to be uncollectible are written off when identified. An allowance for doubtful debts is raised when there is objective evidence that they will not be collectible.

(h) Inventories

General

Inventories are measured at the lower of cost and net realisable value. Net realisable value is the estimated selling price in the ordinary course of business less the estimated costs of completion and the estimated costs necessary to make the sale.

Land Held for Resale

Land held for development and sale is valued at the lower of cost and net realisable value. Cost includes the cost of acquisition, development, borrowing costs and holding costs until completion of development. Finance costs and holding charges incurred after development is completed are expensed. Gains and losses are recognised in profit or loss at the time of signing an unconditional contract of sale if significant risks and rewards, and effective control over the land, are passed on to the buyer at this point. Land held for sale is classified as current except where it is held as non-current based on Council's intentions to release for sale.

SHIRE OF CUE
NOTES TO THE STATEMENT OF FINANCIAL ACTIVITY
For the Period Ending 31 October 2019

1. SIGNIFICANT ACCOUNTING POLICIES (Continued)

(i) Fixed Assets

All assets are initially recognised at cost. Cost is determined as the fair value of the assets given as consideration plus costs incidental to the acquisition. For assets acquired at no cost or for nominal consideration, cost is determined as fair value at the date of acquisition. The cost of non-current assets constructed by the local government includes the cost of all materials used in the construction, direct labour on the project and an appropriate proportion of variable and fixed overhead. Certain asset classes may be revalued on a regular basis such that the carrying values are not materially different from fair value. Assets carried at fair value are to be revalued with sufficient regularity to ensure the carrying amount does not differ materially from that determined using fair value at reporting date.

(j) Depreciation of Non-current Assets

All non-current assets having a limited useful life are systematically depreciated over their useful lives in a manner which reflects the consumption of the future economic benefits embodied in those assets.

Depreciation is recognised on a straight-line basis, using rates which are reviewed each reporting period. Major depreciation rates and periods are:

Asset	Years
Buildings	30 to 50 years
Furniture and Equipment	4 to 10 years
Plant and Equipment	5 to 15 years
Sealed roads and streets	
formation	not depreciated
pavement	50 years
seal	
bituminous seals	20 years
asphalt surfaces	25 years
Gravel Roads	
formation	not depreciated
pavement	50 years
gravel sheet	12 years
Formed roads	
formation	not depreciated
pavement	50 years
Footpaths - slab	40 years
Sewerage Piping	100 years
Water Supply Piping and Drainage Systems	75 years
Parks and Ovals	12 to 35 years
Other Infrastructure	12 to 60 years

(k) Trade and Other Payables

Trade and other payables represent liabilities for goods and services provided to the Council prior to the end of the financial year that are unpaid and arise when the Council becomes obliged to make future payments in respect of the purchase of these goods and services. The amounts are unsecured, are recognised as a current liability and are normally paid within 30 days of recognition.

(l) Employee Benefits

The provisions for employee benefits relates to amounts expected to be paid for long service leave, annual leave, wages and salaries and are calculated as follows:

(i) Wages, Salaries, Annual Leave and Long Service Leave (Short-term Benefits)

The provision for employees' benefits to wages, salaries, annual leave and long service leave expected to be settled within 12 months represents the amount the Shire has a present obligation to pay resulting from employees services provided to balance date. The provision has been calculated at nominal amounts based on remuneration rates the Shire expects to pay and includes related on-costs.

(ii) Annual Leave and Long Service Leave (Long-term Benefits)

The liability for long service leave is recognised in the provision for employee benefits and measured as the present value of expected future payments to be made in respect of services provided by employees up to the reporting date using the project unit credit method. Consideration is given to expected future wage and salary levels, experience of employee departures and periods of service. Expected future payments are discounted using market yields at the reporting date on national government bonds with terms to maturity and currency that match as closely as possible, the estimated future cash outflows. Where the Shire does not have the unconditional right to defer settlement beyond 12 months, the liability is recognised as a current liability.

(m) Interest-bearing Loans and Borrowings

All loans and borrowings are initially recognised at the fair value of the consideration received less directly attributable transaction costs. After initial recognition, interest-bearing loans and borrowings are subsequently measured at amortised cost using the effective interest method. Fees paid on the establishment of loan facilities that are yield related are included as part of the carrying amount of the loans and borrowings.

Borrowings are classified as current liabilities unless the Council has an unconditional right to defer settlement of the liability for at least 12 months after the balance sheet date.

SHIRE OF CUE
NOTES TO THE STATEMENT OF FINANCIAL ACTIVITY
For the Period Ending 31 October 2019

1. SIGNIFICANT ACCOUNTING POLICIES (Continued)

(m) Interest-bearing Loans and Borrowings (Continued)

Borrowing Costs

Borrowing costs are recognised as an expense when incurred except where they are directly attributable to the acquisition, construction or production of a qualifying asset. Where this is the case, they are capitalised as part of the cost of the particular asset.

(n) Provisions

Provisions are recognised when: The council has a present legal or constructive obligation as a result of past events; it is more likely than not that an outflow of resources will be required to settle the obligation; and the amount has been reliably estimated. Provisions are not recognised for future operating losses. Where there are a number of similar obligations, the likelihood that an outflow will be required in settlement is determined by considering the class of obligations as a whole. A provision is recognised even if the likelihood of an outflow with respect to any one of item included in the same class of obligations may be small.

(o) Current and Non-current Classification

In the determination of whether an asset or liability is current or non-current, consideration is given to the time when each asset or liability is expected to be settled. The asset or liability is classified as current if it is expected to be settled within the next 12 months, being the Council's operational cycle. In the case of liabilities where Council does not have the unconditional right to defer settlement beyond 12 months, such as vested long service leave, the liability is classified as current even if not expected to be settled within the next 12 months. Inventories held for trading are classified as current even if not expected to be realised in the next 12 months except for land held for resale where it is held as non current based on Council's intentions to release for sale.

(p) Nature or Type Classifications

Rates

All rates levied under the *Local Government Act 1995*. Includes general, differential, specific area rates, minimum rates, interim rates, back rates, ex-gratia rates, less discounts offered. Exclude administration fees, interest on instalments, interest on arrears and service charges.

Operating Grants, Subsidies and Contributions

Refer to all amounts received as grants, subsidies and contributions that are not non-operating grants.

Non-operating Grants, Subsidies and Contributions

Amounts received specifically for the acquisition, construction of new or the upgrading of non-current assets paid to a local government, irrespective of whether these amounts are received as capital grants, subsidies, contributions or donations.

Profit on Asset Disposal

Profit on the disposal of assets including gains on the disposal of long term investments. Losses are disclosed under the expenditure classifications.

Fees and Charges

Revenues (other than service charges) from the use of facilities and charges made for local government services, sewerage rates, rentals, hire charges, fee for service, photocopying charges, licences, sale of goods or information, fines, penalties and administration fees.

Service Charges

Service charges imposed under *Division 6 of Part 6 of the Local Government Act 1995*. Regulation 54 of the *Local Government (Financial Management) Regulations 1996* identifies these as television and radio broadcasting, underground electricity and neighbourhood surveillance services. Exclude rubbish removal charges. Interest and other items of a similar nature received from bank and investment accounts, interest on rate instalments, interest on rate arrears and interest on debtors.

Interest Earnings

Interest and other items of a similar nature received from bank and investment accounts, interest on rate instalments, interest on rate arrears and interest on debtors.

Other Revenue / Income

Other revenue, which can not be classified under the above headings, includes dividends, discounts, rebates etc.

Employee Costs

All costs associate with the employment of person such as salaries, wages, allowances, benefits such as vehicle and housing, superannuation, employment expenses, removal expenses, relocation expenses, worker's compensation insurance, training costs, conferences, safety expenses, medical examinations, fringe benefit tax, etc.

Materials and Contracts

All expenditures on materials, supplies and contracts not classified under other headings. These include supply of goods and materials, legal expenses, consultancy, maintenance agreements, communication expenses, advertising expenses, membership, periodicals, publications, hire expenses, rental, leases, postage and freight etc. Local governments may wish to disclose more detail such as contract services, consultancy, information technology, rental or lease expenditures.

Utilities (Gas, Electricity, Water, etc.)

Expenditures made to the respective agencies for the provision of power, gas or water. Exclude expenditures incurred for the reinstatement of roadwork on behalf of these agencies.

SHIRE OF CUE
NOTES TO THE STATEMENT OF FINANCIAL ACTIVITY
For the Period Ending 31 October 2019

1. SIGNIFICANT ACCOUNTING POLICIES (Continued)

(p) Nature or Type Classifications (Continued)

Insurance

All insurance other than worker's compensation and health benefit insurance included as a cost of employment.

Loss on Asset Disposal

Loss on the disposal of fixed assets.

Depreciation on Non-current Assets

Depreciation expense raised on all classes of assets.

Interest Expenses

Interest and other costs of finance paid, including costs of finance for loan debentures, overdraft accommodation and refinancing expenses.

Other Expenditure

Statutory fees, taxes, provision for bad debts, member's fees or State taxes. Donations and subsidies made to community groups.

(q) Program Classifications (Function / Activity)

Council operations as disclosed in these financial statements encompass the following service orientated activities/programs.

GOVERNANCE

Administration and operation of facilities and services to members of Council. Other costs that relate to tasks of assisting elected members and ratepayers on matters which do not concern specific Council services.

GENERAL PURPOSE FUNDING

Rates, general purpose government grants and interest revenue.

LAW, ORDER AND PUBLIC SAFETY

Supervision of various local laws, fire prevention, emergency services and animal control.

HEALTH

Food quality and water control. Environmental Health Officer. Doctor Service.

EDUCATION AND WELFARE

Assistance to Cue Primary School, Thoo Thoo Wandj, Senior Citizens and Playgroup. Involvement in work experience programmes.

HOUSING

Provision and maintenance of staff and rental housing.

COMMUNITY AMENITIES

Rubbish collection services, maintenance of refuse sites, administration of the town planning scheme, control and co-ordination of cemeteries, and maintenance of public conveniences.

RECREATION AND CULTURE

Maintenance of Shire hall, recreation centre, Stan Gurney Memorial Park and various reserves. Operation of library and internet services. Co-ordination of Australia Day activities.

TRANSPORT

Construction and maintenance of streets, roads, footpaths, drainage works, parking facilities, traffic signs and median strips. Control and maintenance of Cue Airport.

ECONOMIC SERVICES

The regulation and provision of tourism and the Historical Photographic Collection. Maintenance of the Shire-owned Caravan Park. Building and vermin control. Employment programme administered on behalf of the Department of Employment, Workplace Relations and Small Business.

OTHER PROPERTY AND SERVICES

Private works operation, plant repair and operation costs.

SHIRE OF CUE
NOTES TO THE STATEMENT OF FINANCIAL ACTIVITY
For the Period Ending 31 October 2019

2. EXPLANATION OF MATERIAL VARIANCES

The material variance thresholds are adopted annually by Council as an indicator of whether the actual expenditure or revenue varies from the year to date budget materially.

The material variance adopted by Council for the 2019/20 year is \$25,000 or 10% whichever is the greater.

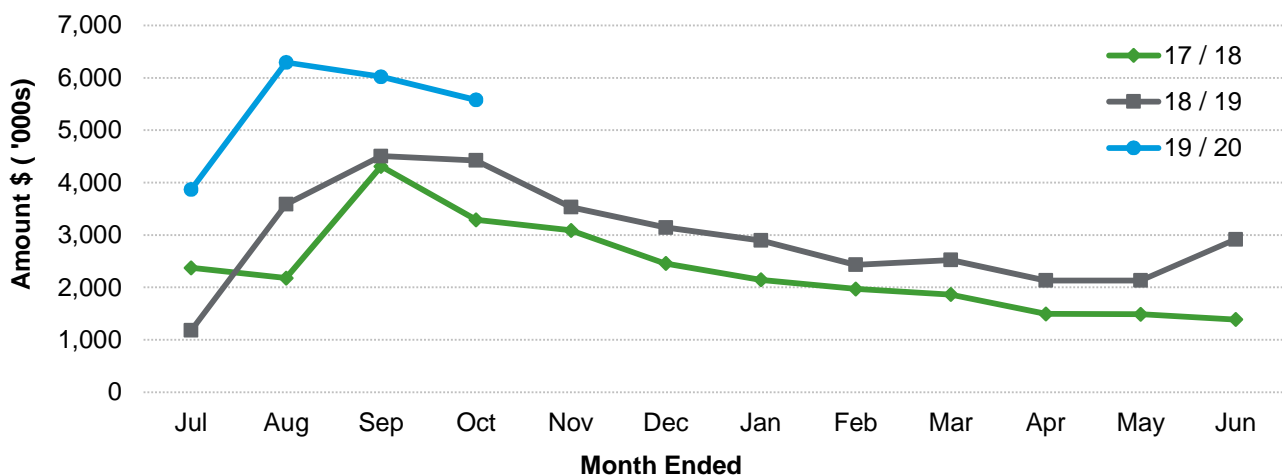
Reporting Program	Var \$	Var %	Var	Timing / Permanent	Explanation of Variance
Operating Revenues					
General Purpose Funding - Other	(81,378)	(21.22%)	▼	Timing	Timing of Federal Assistance Grants
Community Amenities	40,265	141.36%	▲	Timing	Budget profile for rubbish fees
Transport	(35,883)	(21.86%)	▼	Timing	Timing of road maintenance contributions
Operating Expense					
Recreation and Culture	130,136	38.16%	▲	Timing	Expenditure less than budgeted
Transport	(120,050)	(10.35%)	▼	Timing	Timing of roads maintenance expense
Other Property and Services	(151,658)	(390.11%)	▼	Timing	Annual subscriptions, insurance renewals and plant allocations
Capital Revenues					
Non-operating Grants, Subsidies and Contributions	(422,176)	(89.79%)	▼	Timing	Timing of grants and contributions
Proceeds from Disposal of Assets	(33,636)	(48.05%)	▼	Timing	Timing of sale of assets
Capital Expenses					
Land and Buildings	935,203	93.19%	▲	Timing	See Note 9 (Timing of projects)
Plant and Equipment	190,585	70.33%	▲	Timing	See Note 9 (Timing of plant replacement)
Infrastructure - Roads	309,601	85.73%	▲	Timing	See Note 9 (Timing of roads projects and flood damage works)
Infrastructure - Other	399,198	70.93%	▲	Timing	See Note 9 (Timing of projects)
Financing					
Proceeds from New Debentures	653,336	200.00%	▲	Timing	Budget profile of loan funds received 01 July 2019
Transfer to Reserves	(29,892)		▲	Timing	Transfers to reserves undertaken with term deposit renewal
Nature or Type					
	Var \$	Var %	Var	Timing / Permanent	Explanation of Variance
Operating Revenues					
Operating Grants, Subsidies and Contributions	(133,941)	(28.90%)	▼	Timing	Timing of contributions and grants
Fees and Charges	52,238	26.14%	▲	Timing	Tourist park fees, airport fees, private works and budget profile for rubbish charges
Operating Expense					
Materials and Contracts	31,938	6.87%	▲	Timing	Expenditure less than budgeted
Insurance Expenses	(132,992)	(245.17%)	▼	Timing	Timing of expenditure, budget profile
Other Expenditure	38,924	42.37%	▲	Timing	Expenditure less than budgeted

SHIRE OF CUE
 NOTES TO THE STATEMENT OF FINANCIAL ACTIVITY
 For the Period Ending 31 October 2019

3. NET CURRENT FUNDING POSITION

	Note	Current Month 31 Oct 19 \$	Prior Year Closing 30 Jun 19 \$	This Time Last Year 31 Oct 18 \$
Current Assets				
Cash Unrestricted	4	4,913,224	2,124,198	2,082,513
Cash Restricted	4	5,710,629	5,680,737	6,108,009
Receivables - Rates	6(a)	736,519	325,821	833,497
Receivables - Other	6(b)	69,840	120,383	444,128
Interest / ATO Receivable		35,701	36,214	99,951
Provision for Doubtful Debts		(95,173)	(95,173)	(66,402)
Accrued Income		65,142	1,038,673	-
Inventories		23,660	23,205	43,539
Total Current Assets		11,459,542	9,254,060	9,545,235
Current Liabilities				
Sundry Creditors		2,627	(59,936)	(35,108)
Rates Received in Advance		(3,572)	(3,596)	-
GST Payable		(6,798)	(16,909)	(4,487)
Payroll Creditors		(33,392)	(48,394)	(26,374)
Deposits and Bonds		(7,365)	(7,960)	(8,393)
Loan Liability	11	(44,985)	-	-
Accrued Expenses		(14,624)	(35,602)	-
Accrued Salaries and Wages		-	(71,319)	-
Total Payables		(108,109)	(243,716)	(74,362)
Provisions		(108,868)	(108,868)	(74,213)
Total Current Liabilities		(216,978)	(352,584)	(148,575)
Less: Cash Reserves	7	(5,710,629)	(5,680,737)	(6,108,009)
Add: Loan Liability	11	44,985	-	-
Net Funding Position - Surplus / (Deficit)		5,576,920	3,220,738	3,288,651

Liquidity over the Year



SHIRE OF CUE
 NOTES TO THE STATEMENT OF FINANCIAL ACTIVITY
 For the Period Ending 31 October 2019

4. CASH AND EQUIVALENTS

	Unrestricted \$	Restricted \$	Trust \$	Total Amount \$	Institution	Interest Rate %	Maturity Date
(a) Cash Deposits							
Cash On Hand	970			970	N/A	0.00	N/A
Cheque Account	24,906			24,906	CBA	0.00	N/A
On Call Cash Account	2,350,168			2,350,168	CBA	0.95	N/A
Fixed Term Deposit	500,000			500,000	CBA	1.82	21-Nov-19
Fixed Term Deposit	501,479			501,479	CBA	1.71	18-Nov-19
Fixed Term Deposit	985,701			985,701	CBA	1.50	29-Jan-20
Fixed Term Deposit	550,000			550,000	BOQ	2.20	18-Nov-19
Trust Account			2,080	2,080	CBA	0.00	N/A
(b) Term Deposits							
Fixed Term Deposit		1,498,410		1,498,410	CBA	1.86	18-Dec-19
Fixed Term Deposit		1,137,761		1,137,761	Bendigo	1.57	22-Apr-19
Fixed Term Deposit		638,501		638,501	Bendigo	2.20	13-Dec-19
Fixed Term Deposit		1,305,629		1,305,629	BOQ	2.13	25-Jan-20
Fixed Term Deposit		1,130,328		1,130,328	BOQ	2.20	25-Nov-19
Total Cash and Equivalents	4,913,224	5,710,629	2,080	10,625,934			

Comments / Notes

5. TRUST FUND

Funds held at balance date over which the Shire has no control, and which are not included in this statement, are as follows:

Description	Opening Balance 01 Jul 19 \$	Amount Received \$	Amount Paid \$	Closing Balance 31 Oct 19 \$
Cue LCDC	2,080	-	-	2,080
Total Funds in Trust	2,080	-	-	2,080

Comments / Notes

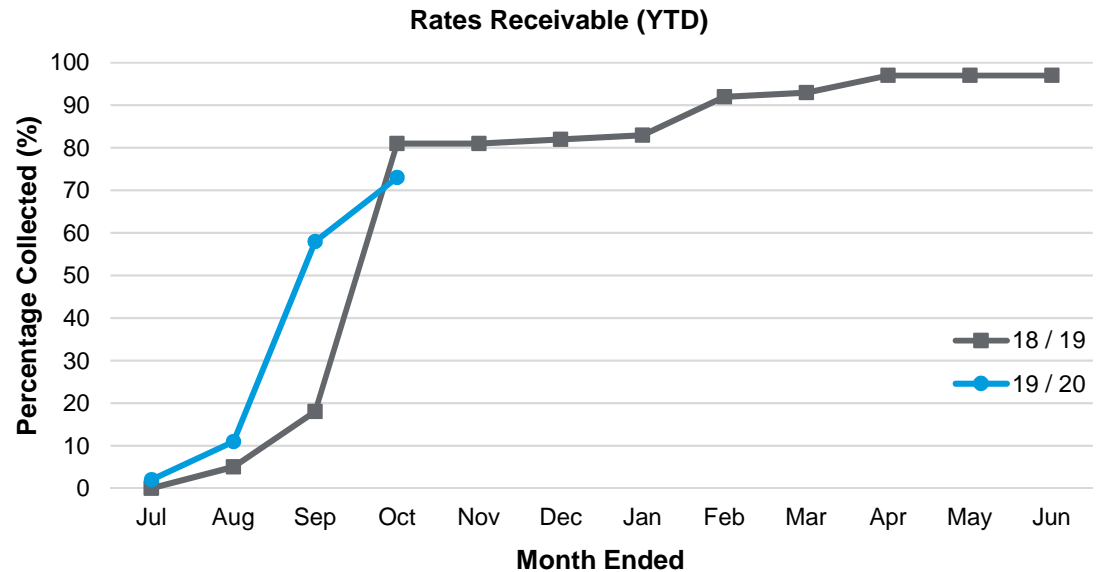
The current interest rate for this type of bank account is 0.00% when funds held are less than \$500,000

SHIRE OF CUE
NOTES TO THE STATEMENT OF FINANCIAL ACTIVITY
For the Period Ending 31 October 2019

6. RECEIVABLES

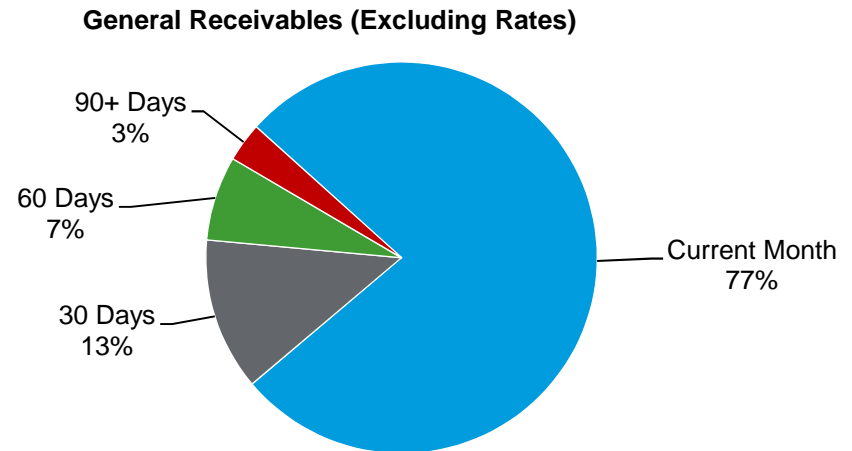
(a) Rates Receivable

	31 Oct 19
	\$
Rates Receivables	736,519
Rates Received in Advance	(3,572)
Total Rates Receivable Outstanding	<u>732,947</u>
Closing Balances - Prior Year	325,821
Rates Levied this Year	2,388,105
Closing Balances - Current Month	(736,519)
Total Rates Collected to Date	<u>1,977,408</u>
<i>Percentage Collected</i>	<i>73%</i>



(b) General Receivables

	31 Oct 19
	\$
Current Month	53,901
30 Days	8,815
60 Days	4,869
90+ Days	2,255
Total General Receivables Outstanding	<u>69,840</u>



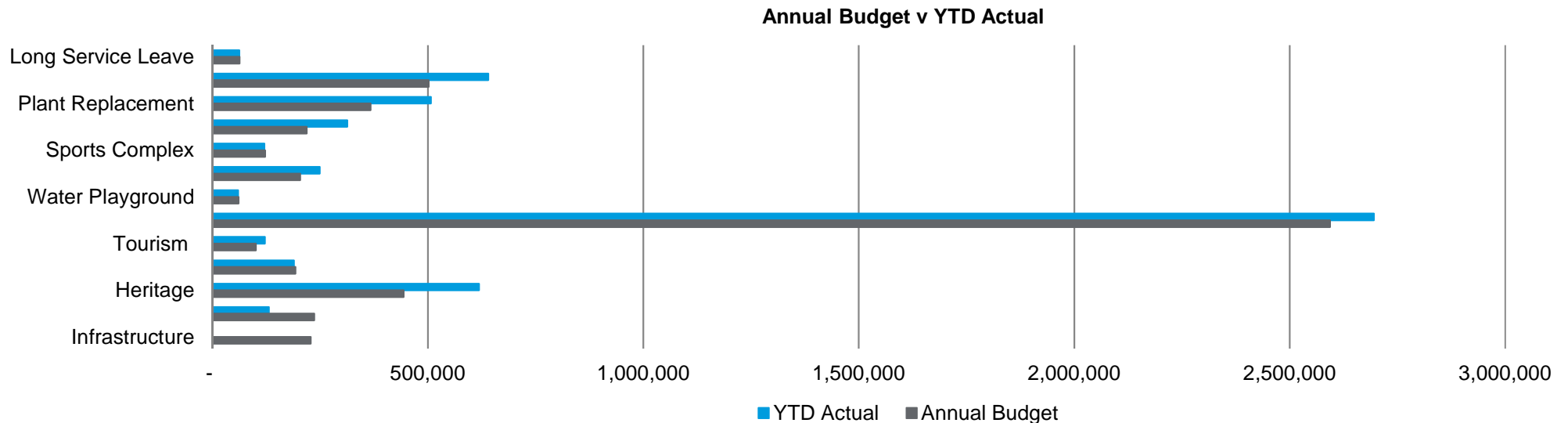
Comments / Notes

Amounts shown above include GST (where applicable)

SHIRE OF CUE
 NOTES TO THE STATEMENT OF FINANCIAL ACTIVITY
 For the Period Ending 31 October 2019

7. CASH BACKED RESERVES

Reserve Name	Annual Budget				YTD Actual				Balance 31 Oct 19
	Balance 01 Jul 19 \$	Transfers from \$	Interest Received \$	Transfer to \$	Balance 30 Jun 20 \$	Transfers from \$	Interest Received \$	Transfer to \$	
Long Service Leave	62,406	-	707	-	63,113	-	159	-	62,565
Building Maintenance	637,216	(150,000)	14,888	-	502,104	-	3,353	-	640,569
Plant Replacement	504,540	(150,000)	12,526	-	367,066	-	2,824	-	507,364
Streetscape	311,762	(100,000)	7,277	-	219,039	-	1,640	-	313,402
Sports Complex	120,041	-	2,805	-	122,846	-	632	-	120,673
Tourist Park Development	247,949	(50,000)	5,796	-	203,745	-	1,305	-	249,254
Water Playground	59,638	-	1,399	-	61,037	-	314	-	59,952
Beringarra Road	2,681,140	(150,000)	62,307	-	2,593,447	-	14,108	-	2,695,248
Tourism	121,102	(23,000)	2,834	-	100,936	-	637	-	121,739
Housing / Land Development	188,475	-	4,418	-	192,893	-	992	-	189,467
Heritage	615,854	(186,200)	14,388	-	444,042	-	3,241	-	619,095
Road Maintenance Infrastructure	130,614	-	2,495	103,135	236,244	-	687	-	131,301
	-	-	1,160	227,000	228,160	-	-	-	-
Total Cash Backed Reserves	5,680,737	(809,200)	133,000	330,135	5,334,672	-	29,892	-	5,710,629



SHIRE OF CUE
 NOTES TO THE STATEMENT OF FINANCIAL ACTIVITY
 For the Period Ending 31 October 2019

8. DISPOSAL OF ASSETS

	Annual Budget				YTD Actual			
	WDV \$	Proceeds \$	Profit \$	(Loss) \$	WDV \$	Proceeds \$	Profit \$	(Loss) \$
Transport								
Plant and Equipment								
Mitsubishi Pajero Wagon 4x4 (CEO)	26,663	40,000	13,337	-	40,000	36,364	-	(3,636)
Mitsubishi Pajero Wagon 4x4 (DCEO)	26,663	40,000	13,337	-	-	-	-	-
P34 2012 Caterpillar 226B3SC Skid Steer	22,689	40,000	17,311	-	-	-	-	-
Isuzu D-Max Space Cab 4x4 (Works Manager)	24,011	35,000	10,989	-	-	-	-	-
Isuzu D-Max Dual Cab Ute 4x4 (Roads Crew)	20,368	30,000	9,632	-	-	-	-	-
P66 - S20 Ride-on Street Sweeper	26,368	15,000	-	(11,368)	-	-	-	-
P72 Iveco Eurotech MP4500 Prime Mover	10,064	10,000	-	(64)	-	-	-	-
Total Disposal of Assets	156,826	210,000	64,606	(11,432)	40,000	36,364	-	(3,636)
Total Profit or (Loss)				53,174				(3,636)

Comments / Notes

SHIRE OF CUE
NOTES TO THE STATEMENT OF FINANCIAL ACTIVITY
For the Period Ending 31 October 2019

9. CAPITAL ACQUISITIONS

	Annual Budget \$	YTD Budget \$	New / Upgrade \$	YTD Actual Renewal \$	Total \$	YTD Variance \$
(a) Land and Buildings						
Housing						
GROH Houses	980,000	326,664	4,244	-	4,244	322,420
Staff Housing Units	257,000	85,664	-	-	-	85,664
Staff Housing	250,000	83,332	17,361	-	17,361	65,971
Pensioner Units	100,000	33,336	6,132	-	6,132	27,204
	1,587,000	528,996	27,737	-	27,737	501,259
Recreation and Culture						
Old Railway Building and Youth Centre	513,000	170,996	-	-	-	170,996
Great Fingal Mine Office	250,000	-	9,090	-	9,090	(9,090)
Heritage Building Renovations (Bank Building)	50,000	16,672	-	-	-	16,672
Town Hall Upgrades	190,000	63,336	-	-	-	63,336
Town Hall Landscaping	10,000	3,332	-	-	-	3,332
Pension Hut Renovation	10,500	3,500	-	75	75	3,425
	1,023,500	257,836	9,090	75	9,165	248,671
Transport						
Works Depot Improvements	50,000	16,664	-	27,691	27,691	(11,027)
	50,000	16,664	-	27,691	27,691	(11,027)
Economic Services						
Caravan Park House and Office	400,000	133,332	-	-	-	133,332
Old Gaol Development	105,000	35,004	-	-	-	35,004
Old Municipal Building Improvements	60,000	20,004	-	3,711	3,711	16,293
	565,000	188,340	-	3,711	3,711	184,629
Other Property and Services						
Administration Building	35,000	11,672	-	-	-	11,672
	35,000	11,672	-	-	-	11,672
Total Land and Buildings	3,260,500	1,003,508	36,827	31,478	68,305	935,203

SHIRE OF CUE
 NOTES TO THE STATEMENT OF FINANCIAL ACTIVITY
 For the Period Ending 31 October 2019

9. CAPITAL ACQUISITIONS (Continued)

	Annual Budget \$	YTD Budget \$	New / Upgrade \$	YTD Actual Renewal \$	Total \$	YTD Variance \$
(b) Plant and Equipment						
Transport						
Prime Mover	318,000	106,000	-	-	-	106,000
Skid Steer Loader	100,000	33,333	-	-	-	33,333
Street Sweeper	75,000	25,000	-	-	-	25,000
CEO Vehicle	90,000	30,000	-	80,415	80,415	(50,415)
DCEO Vehicle	60,000	20,000	-	-	-	20,000
Works Vehicle	50,000	16,667	-	-	-	16,667
Road Crew Vehicle	45,000	15,000	-	-	-	15,000
Nissan Navarra 2WD	35,000	11,667	-	-	-	11,667
Workshop Equipment	25,000	8,333	-	-	-	8,333
Ride-on Mower	15,000	5,000	-	-	-	5,000
	813,000	271,000	-	80,415	80,415	190,585
Total Plant and Equipment	813,000	271,000	-	80,415	80,415	190,585
(c) Furniture and Equipment						
Governance						
Council Furniture and Equipment	10,000	3,332	-	-	-	3,332
	10,000	3,332	-	-	-	3,332
Housing						
Staff Housing	15,000	5,000	-	-	-	5,000
	15,000	5,000	-	-	-	5,000
Economic Services						
Administration Furniture and Equipment	10,000	3,332	-	-	-	3,332
	10,000	3,332	-	-	-	3,332
Other Property and Services						
Administration Equipment	25,000	8,332	-	-	-	8,332
	25,000	8,332	-	-	-	8,332
Total Furniture and Equipment	60,000	19,996	-	-	-	19,996

SHIRE OF CUE
 NOTES TO THE STATEMENT OF FINANCIAL ACTIVITY
 For the Period Ending 31 October 2019

9. CAPITAL ACQUISITIONS (Continued)

	Annual Budget \$	YTD Budget \$	New / Upgrade \$	YTD Actual Renewal \$	Total \$	YTD Variance \$
(d) Infrastructure - Roads						
Transport						
Roads to Recovery	400,000	133,336	-	12,469	12,469	120,867
Flood Damage Restoration	153,400	51,132	-	17,393	17,393	33,739
MRWA Construction - RRG	180,000	59,996	-	-	-	59,996
Construction - Muni Funds Roads	180,000	59,996	-	21,662	21,662	38,334
Cue-Beringarra Road	150,000	50,000	-	-	-	50,000
Grid Widening Program	20,000	6,664	-	-	-	6,664
	1,083,400	361,124	-	51,523	51,523	309,601
Total Infrastructure - Roads	1,083,400	361,124	-	51,523	51,523	309,601

SHIRE OF CUE
NOTES TO THE STATEMENT OF FINANCIAL ACTIVITY
For the Period Ending 31 October 2019

9. CAPITAL ACQUISITIONS (Continued)

	Annual Budget \$	YTD Budget \$	New / Upgrade \$	YTD Actual Renewal \$	Total \$	YTD Variance \$
(e) Other Infrastructure						
Governance						
MRVC Dog Fence	52,000	17,332	-	-	-	17,332
	52,000	17,332	-	-	-	17,332
Community Amenities						
Deep Sewerage Plan	240,000	80,000	-	-	-	80,000
Waste Site - Fencing and Improvements	75,000	25,000	-	-	-	25,000
Cemetery Niche Wall	35,000	11,660	-	-	-	11,660
Waste Oil Shelter - Rubbish Tip	10,000	3,332	8,264	-	8,264	(4,932)
	360,000	119,992	8,264	-	8,264	111,728
Recreation and Culture						
Playground Equipment	220,000	73,328	-	-	-	73,328
Skate Park	85,000	28,336	36,588	-	36,588	(8,252)
Sporting Facilities	25,500	25,500	-	-	-	25,500
	330,500	127,164	36,588	-	36,588	90,576
Transport						
Airport Runway Resealing	196,000	65,332	-	10,212	10,212	55,120
Artificial Lawn and Retic Town Streets	45,000	15,004	-	-	-	15,004
	241,000	80,336	-	10,212	10,212	70,124
Economic Services						
Heydon Place Industrial Development	207,000	69,000	4,400	-	4,400	64,600
Tourist Park Expansion and Improvement	140,000	46,664	33,753	-	33,753	12,911
Austin Street Development	100,000	33,332	42,084	-	42,084	(8,752)
Streetscape	74,000	24,672	-	13	13	24,660
Tourist Park Improvements	40,000	13,336	-	6,800	6,800	6,536
RV Site	30,000	10,004	-	284	284	9,720
CCTV	25,000	8,332	21,236	-	21,236	(12,904)
Standpipe Automation	15,000	5,000	-	-	-	5,000
Oasis Visitor Parking	23,000	7,668	-	-	-	7,668
	654,000	218,008	101,472	7,097	108,569	109,439
Total Infrastructure - Other	1,637,500	562,832	146,325	17,309	163,634	399,198
Total Capital Expenditure	6,854,400	2,218,460	183,152	180,726	363,877	1,854,583

SHIRE OF CUE
NOTES TO THE STATEMENT OF FINANCIAL ACTIVITY
For the Period Ending 31 October 2019

10. RATING INFORMATION

	Rateable Value	Valuation	Number of Properties	Annual Budget Revenue	Rate Revenue	YTD Actual		Total Revenue
	\$	\$	#	\$	\$	Interim Rates	Back Rates	\$
						\$	\$	
General Rates								
GRV Residential	565,444	0.1062	94	60,050	60,050	-	-	60,050
GRV Commercial	299,208	0.1062	5	31,776	31,776	-	-	31,776
GRV Vacant Land	-	0.1062	0	-	-	-	-	-
GRV M & T Workforce	246,750	0.3000	2	74,025	74,025	-	-	74,025
UV Mining	6,925,502	0.3000	312	2,077,651	2,073,300	20,072	30	2,093,402
UV Pastoral	511,413	0.0843	14	43,112	43,112	-	-	43,112
Total General Rates				2,286,614	2,282,263	20,072	30	2,302,365
Minimum Rates								
GRV Residential	105,003	451.00	45	20,295	20,295	-	-	20,295
GRV Commercial	-	451.00	0	-	-	-	-	-
GRV Vacant Land	8,780	451.00	41	18,491	18,491	-	-	18,491
GRV M & T Workforce	-	451.00	0	-	-	-	-	-
UV Mining	95,824	451.00	124	55,924	56,375	-	-	56,375
UV Pastoral	11,933	451.00	4	1,804	1,804	-	-	1,804
Total Minimum Rates				96,514	96,965	-	-	96,965
Total General and Minimum Rates				2,383,128	2,379,228	20,072	30	2,399,330
Other Rate Revenue								
Rates Written-off				(50,000)				(11,224)
Discounts / Concessions				(1,000)				-
Ex-Gratia Rates				-				-
Back Rates				5,000				-
Specified Area Rates				-				-
Total Funds Raised from Rates				2,337,128				2,388,105

Comments / Notes

SHIRE OF CUE
NOTES TO THE STATEMENT OF FINANCIAL ACTIVITY
For the Period Ending 31 October 2019

11. INFORMATION ON BORROWINGS

(a) Debenture Repayments

	01 Jul 19 \$	New Loans \$	Principal Repayments		Principal Outstanding		Interest Repayments	
			YTD Actual \$	Annual Budget \$	YTD Actual \$	Annual Budget \$	YTD Actual \$	Annual Budget \$
Housing								
GROH House (WATC)	980,000	-	-	45,000	-	935,000	-	8,800
Total Repayments*	980,000	-	-	45,000	-	935,000	-	8,800

(b) Debenture Terms

	Amount Borrowed \$	Institution	Loan Type	Term Years	Total Interest** \$	Interest Rate %	Amount Used \$	Amount Unspent \$
Housing								
GROH House (WATC)	980,000	WATC	Fixed Rate Annuity	10	94,149	1.78%	980,000	-
					94,149		980,000	-

Comments / Notes

* - All debenture repayments were financed by general purpose revenue

** - Does not include variable annual loan fee charged by WATC

WATC - Western Australia Treasury Corporation

SHIRE OF CUE
NOTES TO THE STATEMENT OF FINANCIAL ACTIVITY
For the Period Ending 31 October 2019

12. GRANTS, SUBSIDIES AND CONTRIBUTIONS

(a) Operating Grants, Subsidies and Contributions

Program / Details	Grant Provider	Annual Budget \$	YTD Budget \$	YTD Actual \$
General Purpose Funding				
General Commission Grants	Government of WA	698,223	232,740	162,323
Roads Commission Grants	Government of WA	243,741	81,244	66,713
Law, Order and Public Safety				
ESL Grant	FESA	7,500	2,500	4,923
Recreation and Culture				
Donations Received		800	264	-
Transport				
MRWA RRG Direct Grant	MRWA	75,000	25,000	80,278
Road Maintenance		250,000	83,332	-
Airport Grants and Contributions	RADS	65,000	21,668	2,730
Other Property and Services				
Diesel Fuel Rebate		45,000	15,000	11,303
Sundry Income Admin		5,000	1,664	1,201
Total Operating Grants, Subsidies and Contributions		1,390,264	463,412	329,471

(b) Non-operating Grants, Subsidies and Contributions

Community Amenities				
Deep Sewerage	Royalties for Regions	120,000	40,000	-
Recreation and Culture				
Other Culture/Heritage	Heritage Commission	580,000	193,332	-
Grant - Playground	Government of WA	70,000	23,332	-
Grant - Skate Park	Government of WA	41,545	13,848	-
Transport				
RRG - RRG Road Project Grant	RRG	120,000	40,000	48,000
Roads to Recovery	Australian Government	400,000	133,332	-
Airport Grants and Contributions	RADS	49,000	16,332	-
Economic Services				
Old Gaol Development	Government of WA	30,000	10,000	-
Total Non-operating Grants, Subsidies and Contributions		1,410,545	470,176	48,000
Total Grants, Subsidies and Contributions		2,800,809	933,588	377,471

SHIRE OF CUE
 NOTES TO THE STATEMENT OF FINANCIAL ACTIVITY
 For the Period Ending 31 October 2019

13. BUDGET AMENDMENTS

The following details the amendments made to the original budget since its adoption.

GL Code	Description	Council Resolution	Classification	Non Cash Adjustment \$	Increase in Cash \$	Decrease in Cash \$	Running Balance \$
	Budget Adoption		Opening Surplus / (Deficit)				
	Adjustment to 1 July Opening Surplus		Opening Surplus / (Deficit)				
Amended Budget Totals				-	-	-	-

10.3 COMMITTEE REPRESENTATION

APPLICANT: Shire of Cue
 DISCLOSURE OF INTEREST: Nil
 AUTHOR: Rob Madson – Chief Executive Officer
 DATE: 12 November 2019

Matters for Consideration:

Council membership on various committees.

Background:

Councillor membership of Council committees, and those of other bodies where the Shire of Cue is represented, are reviewed following Local Government elections.

Comments:

Membership of the Murchison Zone of WALGA is the Shire President and Deputy Shire President.

The following table details the current position in relation to committee representation remaining to be determined. Vacancies are noted where Councillor Fred Spindler resigned as the representative.

COMMITTEE	NUMBER REQUIRED	NAME OF REPRESENTITIVES	FREQUENCY OF MEETING	EXPIRY OF TERM
<i>Bush Fire Advisory Committee</i>	Two	Cr R Pigdon Cr L Houghton	Annual	2019
<i>Local Emergency Management Committee</i>	Two	Cr R Pigdon Cr I Dennis	Quarterly	2019
<i>Audit Committee*</i>	Three - Seven	Cr R Pigdon Cr L Price Cr L Fitzpatrick Cr I Dennis Cr F Spindler Cr R Hogben Cr L Houghton	As required	2019
<i>Main Roads WA – RRG - Murchison Sub Group</i>	Two	Cr R Hogben Cr F Spindler	As required	2019
<i>Murchison Regional Vermin Council</i>	Two	Cr L Price Vacant Cr Pigdon (Alternate)	As required	2019

Mid-West Wheatbelt (Central) Development Assessment Panel	Two	Cr F Spindler Cr I Dennis Cr R Hogben (Alternate) Cr L Price (Alternate)	As required	2019
---	-----	---	-------------	------

* The current Audit Committee structure includes all Councillors, Council may wish to review whether this arrangement remains effective. In a recent article from the WA Auditor General regarding Local Government audits, it was made clear that this practice, which is operating at a number of local authorities, was not supported by the OAG, the preferred position being that the committee have fewer members.

The Audit Committee can also include representatives from outside Council.

Statutory Environment:

LOCAL GOVERNMENT ACT 1995

5.10 Committee members, appointment of

- (1) A committee is to have as its members —
 - (a) persons appointed* by the local government to be members of the committee (other than those referred to in paragraph (b)); and
 - (b) persons who are appointed to be members of the committee under subsection (4) or (5).

* Absolute majority required.

- (2) At any given time each council member is entitled to be a member of at least one committee referred to in section 5.9(2)(a) or (b) and if a council member nominates himself or herself to be a member of such a committee or committees, the local government is to include that council member in the persons appointed under subsection (1)(a) to at least one of those committees as the local government decides.
- (3) Section 52 of the Interpretation Act 1984 applies to appointments of committee members other than those appointed under subsection (4) or (5) but any power exercised under section 52(1) of that Act can only be exercised on the decision of an absolute majority of the local government.
- (4) If at a meeting of the council a local government is to make an appointment to a committee that has or could have a council member as a member and the mayor or president informs the local government of his or her wish to be a member of the committee, the local government is to appoint the mayor or president to be a member of the committee.

- (5) *If at a meeting of the council a local government is to make an appointment to a committee that has or will have an employee as a member and the CEO informs the local government of his or her wish —*
- (a) *to be a member of the committee; or*
 - (b) *that a representative of the CEO be a member of the committee, the local government is to appoint the CEO or the CEO's representative, as the case may be, to be a member of the committee.*

Policy Implications:

F.1 COUNCIL REPRESENTATIVES

F.1 All Council representatives wherever possible are to be serving members of the Council.

F.1.2 Upon ceasing to be a member of the Council, the representative is to cease as a member of a Committee unless approved by a resolution of Council.

F.1.3 Upon ceasing to be a member of the Council, the representative is to cease membership of any Regional Council unless approved by a resolution of Council and subject to the Regional Council Constitution.

F.1.4 Council representatives on a committee that is not a Council Committee represent the shire's positions not the individual Councillor's position.

F.1.5 The Council's current committees are as follows;

- 1. Main Roads Western Australia - Regional Road Group*
- 2. Murchison Regional Vermin Council*
- 3. Murchison Zone of the WALGA – Ward*
- 4. Audit Committee*
- 5. Local Emergency Management Committee*

F.1.6 Representatives of Committees and Regional Councils are to be reviewed by Council resolution following each Council ordinary election unless a Representative resigns prior to that Election at which time a special appointment may be made by Council resolution.

Financial Implications:

Nil

Strategic Implications:

Nil

Consultation:

Nil

Officer's Recommendation:

Voting Requirement: Absolute Majority

That Councillor representation on committees of Council and other bodies be as follows:

- **Bush Fire Advisory Committee**
 - Cr
 - Cr
- **Local Emergency Management Committee**
 - Cr
 - Cr
- **Audit Committee**
 - Cr
 - Cr
 - Cr
 - Cr
 - Cr
 - Cr
 - Cr
- **Main Roads Regional Road Group Murchison Sub Group**
 - Cr
 - Cr

- **Murchison Regional Vermin Council**

Cr

Cr

Cr (Alternate)

- **Mid-West Wheatbelt (Central) Development Assessment Panel**

Cr

Cr

Cr (Alternate)

Cr (Alternate)

Council Decision:	Voting requirement: Absolute Majority
MOVED:	SECONDED:

11. MOTIONS BY MEMBERS OF WHICH PREVIOUS NOTICE HAS BEEN GIVEN

12. MOTIONS FOR CONSIDERATION AT THE NEXT MEETING

13. NEW BUSINESS OF AN URGENT NATURE

14 MATTERS FOR WHICH THE MEETING MAY BE CLOSED

Council Decision: **Voting requirement:** Simple Majority

MOVED: **SECONDED:**

That the meeting be closed to members of the public to discuss confidential matters.

14.1 ROAD USER AGREEMENT – WESTGOLD RESOURCES

APPLICANT: Shire of Cue

DISCLOSURE OF INTEREST: Nil

AUTHOR: Rob Madson – Chief Executive Officer

DATE: 12 November 2019

Matters for Consideration:

Entering into a road user agreement with Westgold Resources Limited to accommodate Restricted Access Vehicles (RAV) on Shire roads.

Council Decision: **Voting requirement:** Simple Majority

MOVED: CR DENNIS **SECONDED: CR HOUGHTON**

That Council enter into a road user deed of agreement with Westgold Resources Limited that incorporates the provisions contained in the signed Memorandum of Understanding presented to Council on 19 November 2019.

14.2 ROAD USER AGREEMENT – FENIX RESOURCES

APPLICANT: Shire of Cue
DISCLOSURE OF INTEREST: Nil
AUTHOR: Rob Madson –Chief Executive Officer
DATE: 12 November 2019

Matters for Consideration:

Entering into a road user agreement with Fenix Resources Ltd to accommodate Restricted Access Vehicles (RAV) on Shire roads.

Council Decision:	Voting requirement: Simple Majority
MOVED:	SECONDED:

14.3 ACQUISITION OF LAND CUE

APPLICANT: Shire of Cue
 DISCLOSURE OF INTEREST: Nil
 AUTHOR: Richard Towell – Deputy Chief Executive Officer
 DATE: 14 November 2019

Matters for Consideration:

For Council to consider acquiring a vacant block of land that The Uniting Church in Australia (WA) are looking to surrender.

Council Decision:	Voting requirement: Simple Majority
MOVED:	SECONDED:

Council Decision:	Voting requirement: Simple Majority
MOVED:	SECONDED:
<i>That the meeting be reopened to the members of the public.</i>	

15 CLOSURE

The Presiding Member thanked those present for attending the meeting and declared the meeting closed at

To be confirmed at Ordinary Meeting on the 17 December 2019

Signed:.....

Presiding Member at the Meeting at which time the Minutes were confirmed.