



**AGENDA
ORDINARY MEETING
OF COUNCIL**

18 SEPTEMBER 2018

NOTICE OF MEETING

Please be advised that the next

Ordinary Meeting of Council

is to be held on

Tuesday, 18 September 2018

commencing at **6:30pm**

in the Council Chambers at 73 Austin Street, Cue WA



Rob Madson
Chief Executive Officer
14 September 2018

DISCLAIMER

The advice and information contained herein is given by and to the Council without liability or responsibility for its accuracy. Before placing any reliance on this advice or information, a written inquiry should be made to the Council giving entire reasons for seeking the advice or information and how it is proposed to be used.

Please note this agenda contains recommendations, which have not yet been adopted by Council.

**SHIRE OF CUE
DISCLOSURE OF FINANCIAL INTEREST AND INTERESTS AFFECTING IMPARTIALITY**

To: Chief Executive Officer

As required by section 5.65(1)(a) or 5.70 of the Local Government Act 1995 and Council's Code of Conduct, I hereby declare my interest in the following matter/s included on the Agenda paper for the Council meeting to be held on _____ (Date)

Item No.	Subject	Details of Interest	Type of Interest Impartial/Financial	*Extent of Interest

(see below)

* Extent of Interest only has to be declared if the Councillor also requests to remain present at a meeting, preside, or participate in discussions of the decision making process (see item 6 below). Employees must disclose extent of interest if the Council or Committee requires them to.

Name (Please Print)

Signature

Date

NB

1. This notice must be given to the Chief Executive Officer prior to the meeting or at the meeting immediately before the matter in which you have declared an interest is discussed, Section 5.65(1) (a) & (b).
2. It remains Councillors'/Employees' responsibility to make further declarations to the Council if a matter arises during the course of a meeting and no previous declarations have been made.
3. It is a Councillor's/Employee's responsibility to ensure the interest is brought to the attention of the Council/Committee when the Agenda item arises and to ensure that it is recorded in the minutes.
4. It remains the Councillor's responsibility to ensure that he/she does not vote on a matter in which a declaration has been made. The responsibility also includes the recording of particulars in the minutes to ensure they are correct when such minutes are confirmed.
5. It is recommended that when previewing Agenda, Councillors mark Agendas with items on which an interest is to be declared and complete the declaration form at the same time.
6. Councillors may be allowed to remain at meetings at which they have declared an interest and may also be allowed to preside (if applicable) and participate in discussions and the decision making process upon the declared matter subject to strict compliance with the enabling provisions of the Act and appropriately recorded resolutions of the Council. Where Councillors request consideration of such Council approval the affected Councillor must vacate the Council Chambers in the first instance whilst the Council discusses and decides upon the Councillor's application.

Remember: The responsibility to declare an interest rests with individual Councillors / Employees. If in any doubt seek legal opinion or, to be absolutely sure, make a declaration.

Office Use Only: Date/Initials

1. Particulars of declaration given to meeting _____
2. Particulars recorded in the minutes: _____
3. Signed by Chief Executive Officer _____

Local Government Act 1995 - SECT 5.23

Meetings generally open to the public

5.23. (1) Subject to subsection (2), the following are to be open to members of the public:

- (a) All Council meetings; and
- (b) All meetings of any committee to which a local government power or duty has been delegated.

(2) If a meeting is being held by a Council or by a committee referred to in subsection (1) (b), the Council or committee may close to members of the public the meeting, or part of the meeting, if the meeting or the part of the meeting deals with any of the following --

- (a) A matter affecting an employee or employees;
- (b) The personal affairs of any person;
- (c) A contract entered into, or which may be entered into, by the local government and which relates to a matter to be discussed at the meeting;
- (d) Legal advice obtained, or which may be obtained, by the local government and which relates to a matter to be discussed at the meeting;
- (e) A matter that if disclosed, would reveal:
 - (i) A trade secret;
 - (ii) Information that has a commercial value to a person; or
 - (iii) Information about the business, professional, commercial or financial affairs of a person, where the trade secret or information is held by, or is about, a person other than the local government;
- (f) A matter that if disclosed, could be reasonably expected to:
 - (i) Impair the effectiveness of any lawful method or procedure for preventing, detecting, investigating or dealing with any contravention or possible contravention of the law;
 - (ii) Endanger the security of the local government's property; or
 - (iii) Prejudice the maintenance or enforcement of a lawful measure for protecting public safety;
- (g) Information which is the subject of a direction given under section 23 (1a) of the Parliamentary Commissioner Act 1971; and
- (h) Such other matters as may be prescribed.

(3) A decision to close a meeting or part of a meeting and the reason for the decision are to be recorded in the minutes of the meeting.

SHIRE OF CUE

REVOKING OR CHANGING DECISIONS MADE AT COUNCIL MEETINGS

Local Government (Administration) Regulations 1996 (**Regulation No.10**)

If a previous Council decision is to be changed then support for a revocation motion must be given by an **Absolute Majority** of Councillors (that is at least 4 Councillors) if a previous attempt to rescind has occurred within the past three months or, if no previous attempt has been made the support must be given by at least **1/3rd** of all Councillors (that is at least 4 Councillors).

Regulation 10(1a) also requires that the support for revocation must be in writing and signed by the required number of Councillors, including the Councillor who intends to move the revocation motion.

Any revocation motion must be carried by the kind of vote that put the motion into place in the first instance (that is, if carried originally by an Absolute Majority or Special Majority vote then the revocation motion must also be carried by that same kind of vote).

If the original motion was carried by a Simple Majority vote then any revocation motion must be carried by an Absolute Majority vote.

To the Presiding Member,

The following Councillors give notice of their support for the bringing forward to the Council meeting to be held on _____ of a motion for revocation of Council resolution number _____ as passed by the Council at its meeting held on _____

Councillor’s Names

Councillor’s Signature

_____	_____
_____	_____
_____	_____
_____	_____
_____	_____
_____	_____
_____	_____
_____	_____
_____	_____
_____	_____

SHIRE OF CUE
Ordinary Council Meeting
AGENDA

To be held in the Council Chambers, 73 Austin Street Cue on Tuesday 18 September 2018
commencing at 6:30pm

1.	DECLARATION OF OPENING.....	7
2.	APOLOGIES AND APPROVED LEAVE OF ABSENCE.....	7
3.	DISCLOSURE OF MEMBERS’ INTERESTS	7
4.	PUBLIC QUESTION TIME.....	7
5.	CONFIRMATION OF MINUTES	8
6.	APPLICATIONS FOR LEAVE OF ABSENCE.....	8
7.	DEPUTATIONS	8
8.	PETITIONS	8
9.	ANNOUNCEMENTS WITHOUT DISCUSSION	8
10.	REPORTS.....	9
10.1	ACCOUNTS & STATEMENTS OF ACCOUNTS.....	9
10.2	FINANCIAL STATEMENT	11
10.3	WRITE OFF SMALL BALANCES - RATES	13
10.4	OFFER TO PURCHASE LOT 609 (23) DOWLEY STREET	17
10.5	BIG BELL GOLD OPERATIONS - MINING CAMP.....	19
11.	MOTIONS BY MEMBERS OF WHICH PREVIOUS NOTICE HAS BEEN GIVEN	22
12.	MOTIONS FOR CONSIDERATION AT THE NEXT MEETING	22
13.	NEW BUSINESS OF AN URGENT NATURE	22
14.	MATTERS FOR WHICH THE MEETING MAY BE CLOSED	22
15.	CLOSURE.....	22

1. DECLARATION OF OPENING

The Shire President welcomed those present and read the following disclaimer:

No responsibility whatsoever is implied or accepted by the Shire of Cue for any act, omission or statement or intimation occurring during this Meeting.

It is strongly advised that persons do not act on what is heard at this Meeting and should only rely on written confirmation of council's decision, which will be provided within fourteen (14) days of this Meeting.

Please be advised that in accordance with a Department of Local Government recommendation this Meeting is being electronically recorded with my permission.

PRESENT:

Councillor Ross Pigdon, Shire President

Councillor Les Price, Deputy Shire President

Councillor Ian Dennis

Councillor Ron Hogben

Councillor Leonie Fitzpatrick

Councillor Fred Spindler

STAFF:

Mr Rob Madson, Chief Executive Officer

Mr Richard Towell, Deputy Chief Executive Officer

Mrs Janelle Duncan, Coordinator Community Development

GALLERY:

2. APOLOGIES AND APPROVED LEAVE OF ABSENCE

Councillor Liz Houghton

3. DISCLOSURE OF MEMBERS' INTERESTS

4. PUBLIC QUESTION TIME

5. CONFIRMATION OF MINUTES

Council Decision:

MOVED:

SECONDED:

That the Minutes of the Ordinary Meeting of 21 August 2018 are confirmed as a true and correct record of the meeting.

CARRIED:

6. APPLICATIONS FOR LEAVE OF ABSENCE

7. DEPUTATIONS

Steve Norregaard - Director of Operations for Westgold Resources Limited will make a presentation of the operations of Big Bell Gold Mine.

8. PETITIONS

9. ANNOUNCEMENTS WITHOUT DISCUSSION

10. REPORTS

10.1 ACCOUNTS & STATEMENTS OF ACCOUNTS

APPLICANT: Shire of Cue
DISCLOSURE OF INTEREST: Nil
AUTHOR: Richard Towell – Deputy Chief Executive Officer
DATE: 14 September 2018

Matters for Consideration:

To receive the List of Accounts Due & Submitted to Ordinary Council Meeting on Tuesday 18 September 2018 as attached – see [Appendix 1](#)

Background:

The local government under its delegated authority to the CEO to make payments from the municipal and trust funds is required to prepare a list of accounts each month showing each account paid and presented to Council at the next ordinary Council meeting. The list of accounts prepared and presented to Council must form part of the minutes of that meeting.

Comments:

The list of accounts is for the month of August 2018.

Statutory Environment:

Local Government (Financial Management Regulations) 1996 – Clause 13.

Policy Implications:

Nil

Financial Implications:

Nil

Strategic Implications:

Nil

Consultation:

Nil

Officer’s Recommendation:

Voting requirement: Simple Majority

That Council endorse the payments for the period 1 August 2018 to 31 August 2018 as listed at [Appendix 1](#), which have been made in accordance with delegated authority per LGA 1995 S5.42.

Municipal Fund Bank	EFTs	6432 – 6529	\$226,745.37
Direct Debit Fund Transfer			\$ 24,132.99
Payroll			\$105,797.15
BPAY			\$ 14,117.75
Cheques			\$ -
Total			\$370,793.26

Council Decision:

Voting requirement: Simple Majority

MOVED:

SECONDED:

CARRIED:

List of Accounts Paid August 2018							
		Date	Name	Description	Amount	Bank	Type
	Direct Debit						
1	Direct Debit	03/08/2018	1 - CBA MERCHANT FEE	CBA MERCHANT FEE	- 175.67	1	FEE
2	Direct Debit	03/08/2018	1 - CBA MERCHANT FEE	CBA MERCHANT FEE	- 36.47	1	FEE
3	Direct Debit	15/08/2018	2 - BANK FEES	BANK FEES	- 2.00	1	FEE
4	Direct Debit	15/08/2018	2 - BANK FEES	BANK FEES	- 1.45	1	FEE
5	Direct Debit	15/08/2018	2 - BANK FEES	BANK FEES	- 33.72	1	FEE
6	Direct Debit	17/08/2018	2 - BANK FEES	BANK FEES	- 60.00	1	FEE
7	Direct Debit	01/08/2018	Commonwealth Bank	Credit Card Purchases July 2018 - Fuel for P1 - CEO Pajero 8/7/18, 9/7/18 & 22/7/18 (\$216.69), Advance Deposit for 1 x Nights Accommodation for Local Government Week 30/7/18 - 31/7/18 (\$307.30), Refreshments for Decadent & Depraved After Party (\$190.00), Bales of Hay for Decadent & Depraved Film Premiere (\$20.00), Coffee Pods Plus Shipping for Office (\$114.00)	- 847.99	1	CSH
8	Direct Debit	07/08/2018	Caltex Australia Petroleum Pty Ltd	Fuel Card Purchases July 2018 (\$608.00)	- 608.00	1	CSH
9	Direct Debit	26/08/2018	Super Choice	Superannuation Contributions	- 22,367.69	1	CSH
10					- 24,132.99		
11							
12	EFT						
13	EFT6432	09/08/2018	Building Commission	Building Services Levy Remittance June 2018 (\$305.74)	- 305.74	1	CSH
14	EFT6433	09/08/2018	Allison Madson	Reimbursement for Purchase of Returns Flights from Launceston to Perth 27/7/18 (\$815.65)	- 815.65	1	CSH
15	EFT6434	09/08/2018	Dun Direct Pty Ltd	Purchase & Delivery of 11,000lts Diesel for Depot (\$15,268.02)	- 15,268.02	1	CSH
16	EFT6435	09/08/2018	Great Northern Rural Services	Poly Pipe, Elbows, Couplings, Thread Tape & Assorted Materials for Maintenance of Parks & Reserves (\$1,865.36)	- 1,865.36	1	CSH
17	EFT6436	09/08/2018	Hoggy's Building Concreting Contractor	Supply of Concrete for Tourist Park Improvements (\$2,376.00)	- 2,376.00	1	CSH
18	EFT6437	09/08/2018	ITR Western Australia	1 x Guard Corner RH & 1 x Guard Corner LH for P46 - CAT Wheel Loader (\$298.82)	- 298.82	1	CSH
19	EFT6438	09/08/2018	Instant Racking	Racking & Shelving for Cue Community Resource Centre (\$1,577.95), Elite 4 Level Shelving for Bishops House (\$313.50)	- 1,891.45	1	CSH
20	EFT6439	09/08/2018	Sun City Plumbing	Labour to Conduct Annual Backflow Test for Lots 592 & 593 Heydon Place, Tourist Park, Standpipe at Marshall St & Lot 500 Robinson Median Strip (\$412.50)	- 412.50	1	CSH
21	EFT6440	09/08/2018	Truck Centre (WA) Pty Ltd	Hose Assembly, Elbow Nipples Plus Air Freight for P61 - Mack Prime Mover (\$194.88)	- 194.88	1	CSH
22	EFT6441	09/08/2018	Atyeo's Environmental Health Services Pty Ltd	Environmental Health Services - Cue 9/7/18, 23/7/18 & 27/7/18 (\$3,056.72)	- 3,056.72	1	CSH
23	EFT6442	09/08/2018	Brillan Laing	Reimbursement for Payment of Electricity Bill Dated 2/8/18 (\$351.41)	- 351.41	1	CSH

List of Accounts Paid August 2018							
		Date	Name	Description	Amount	Bank	Type
24	EFT6443	09/08/2018	Bunnings Group Limited	1 x LH Undertray Toolbox for P37 - Isuzu Road Crew Ute (\$83.60), 4 x Fluorescent Tube Light for Office (\$19.36), 1 x LH Undertray Toolbox & 1 x RH Undertray Toolbox for P80 - Isuzu Town Ute (\$167.20), Brass Garden Taps, Tees, Elbows, PVC Junction, PVC Caps & Assorted Items for Tourist Park Improvements (\$141.70)	- 411.86	1	CSH
25	EFT6444	09/08/2018	Easifleet	Novated Lease for Staff Member August 2018 (\$1,087.40)	- 1,087.40	1	CSH
26	EFT6445	09/08/2018	Mount Magnet Waste Disposal	Labour & Disposal Charges to Pump Out Septic Tank at Tourist Park (\$6,200.00)	- 6,200.00	1	CSH
27	EFT6446	09/08/2018	Neil Barnden	Contractor Works for Shire of Cue 2/7/18 - 27/7/18 (\$9,317.00)	- 9,317.00	1	CSH
28	EFT6447	09/08/2018	RICHARD DAVID TOWELL	Reimbursement for Purchase of Diesel 23/7/18 (\$40.00)	- 40.00	1	CSH
29	EFT6448	09/08/2018	Toll Ipec Pty Ltd	Freight Expense for Delivery of 6 x Scourer Pads for Tourist Park (\$13.82), Hose, Hose Assembly & Elbow Nipples for P61 - Mack Prime Mover (\$28.77), Hose for P46 - CAT Wheel Loader (\$12.68), Parts to Repair P34 - Bobcat (\$25.03), Parts to Repair P70 - 12M Grader (\$334.46) & 6 x Blade for P58 - Kubota Mower (\$24.01)	- 438.77	1	CSH
30	EFT6449	09/08/2018	WesTrac	2 x Battery & Post Set for P78 - Nissan Prime Mover (\$435.09)	- 435.09	1	CSH
31	EFT6450	09/08/2018	Australia Post	Postage Supply for Period Ending 31/7/18 (\$106.41)	- 106.41	1	CSH
32	EFT6451	09/08/2018	Bunnings Group Limited	PVC Pipes, 20kg Cement, Couplings, Elbows, Priming Fluid & Assorted Materials for Tourist Park Improvements (\$715.52)	- 715.52	1	CSH
33	EFT6452	09/08/2018	Country Arts (WA) Inc	Presenters Fees for SOTG Tour of A Boy Named Cash 3/8/18 (\$2,453.00)	- 2,453.00	1	CSH
34	EFT6453	09/08/2018	Golden West Lubricants	2 x Rubia 208lt & 2 x Lithplex 450g for Depot (\$1,579.60)	- 1,579.60	1	CSH
35	EFT6454	09/08/2018	Great Southern Fuel Supplies	Purchase & Delivery of 10,999lts Diesel for Depot (\$15,322.05)	- 15,322.05	1	CSH
36	EFT6455	09/08/2018	Greenfield Technical Services	Final Invoice for Physical Inspection, RAMM Update, Road Asset Valuation & Report for Shire of Cues Road Network (\$5,236.00)	- 5,236.00	1	CSH
37	EFT6456	09/08/2018	Mt Magnet Meats	80 x Sausages for Cue Events - A Boy Named Cash 3/8/18 (\$96.00)	- 96.00	1	CSH
38	EFT6457	09/08/2018	Sun City Plumbing	Labour to Unblock Drains at RV Site (\$198.00)	- 198.00	1	CSH
39	EFT6458	09/08/2018	Toll Express	Freight Expense for Delivery of 1000lts Emulsion for Cue - Beringarra R2R (\$718.14), Bolts, Nuts & Cutting Edges for P46 - CAT Wheel Loader (\$156.59) & 2 x Pinesan 25lt for Tourist Park (\$62.28) & Posts for Signage at Tourist Park (\$113.76)	- 1,050.77	1	CSH
40	EFT6459	09/08/2018	Ashdown Ingram	15 x Globes for Various Plant & Machinery (\$168.48)	- 168.48	1	CSH
41	EFT6460	09/08/2018	Brisin Engineering & Welding	Contractor Works for Shire of Cue from 23/5/18 - 29/6/18 (\$10,433.50)	- 10,433.50	1	CSH
42	EFT6461	09/08/2018	Fleet Supplies & Service and Fleet Hydraulics	2 x 1/2 Heavy Oil Transfer Pump for P15 - Bitumen Sprayer (\$330.00)	- 330.00	1	CSH
43	EFT6462	09/08/2018	Great Northern Rural Services	30 x Adjustable Drippers, 30 x Stake Sprayers & 2 x Flexi Tubes for Parks & Reserves (\$134.35)	- 134.35	1	CSH

List of Accounts Paid August 2018							
		Date	Name	Description	Amount	Bank	Type
44	EFT6463	09/08/2018	Perth Safety Products	20 x Double Sided Quad Stands & 20 x Double Sided Quad Signs for Cue - Beringarra R2R (\$2,530.00), 4 x No Road Train Signs & 1 x Blade Williams Road Sign (\$341.00)	- 2,871.00	1	CSH
45	EFT6464	10/08/2018	Crowe's Electrical	Labour for Electrical Works Carried Out at Tourist Park, Oval, Pensioner Huts & Depot (\$23,188.00), Labour for Testing & Fitting New Effluent Pump at Tourist Park (\$1,206.86), Labour for New Power Supply for Water Softener at Tourist Park & to Fix Faulty Lights at 29 Robinson Street (\$562.87)	- 24,957.73	1	CSH
46	EFT6465	10/08/2018	Cue Roadhouse & General Store	2 x Mortein Barrier Surface Spray for Septic Tank at Tourist Park (\$30.48)	- 30.48	1	CSH
47	EFT6466	10/08/2018	Joshua Oliveri	Labour for Auto Electrical Work Carried Out on Various Plant at Shire Depot 18/7/18 & 19/7/18 (\$11,900.00)	- 11,900.00	1	CSH
48	EFT6467	10/08/2018	LO-GO Appointments	Fee for Contract Rates Officer to Consult Rates for Shire of Cue w/e 4/8/18 (\$341.40)	- 341.40	1	CSH
49	EFT6468	10/08/2018	Landgate	Mining Tenements Chargeable 8/6/18 - 4/7/18 (\$39.00)	- 39.00	1	CSH
50	EFT6469	10/08/2018	Local Health Authorities Analytical Committee	Analytical Services for 2018/2019 (\$392.70)	- 392.70	1	CSH
51	EFT6470	10/08/2018	State Library of WA	Delivery of Better Beginnings Program 2018/2019 (\$11.00)	- 11.00	1	CSH
52	EFT6471	10/08/2018	Simbay Tyre Distributors (WA) Pty Ltd	4 x Comforser Tyres for P63 - Ford Ranger (\$455.40) & 4 x Comforser Tyres for P37 - Isuzu Road Crew Ute (\$455.40)	- 910.80	1	CSH
53	EFT6472	10/08/2018	Toll Ipec Pty Ltd	Freight Expense for Delivery of Grader Cutting Edges (\$537.68)	- 537.68	1	CSH
54	EFT6473 ERROR - PAID AS BPAY	10/08/2018	Horizon Power	Electricity Supply for 31 Days from 1/7/18 - 31/7/18 Street Lighting Cue (\$2,750.53)	- 2,750.53	1	CSH
55	EFT6474 ERROR - PAID AS BPAY	10/08/2018	TELSTRA CORPORATION LTD	Mobile Phone Usage & Charges - Shire of Cue July 2018 (\$448.95)	- 448.95	1	CSH
56	EFT6475	14/08/2018	LANCE MONGOO	Rates refund for assessment A5050 - 51 MARSHALL ST CUE WA 6640 (\$464.16)	- 464.16	1	CSH
57	EFT6476	16/08/2018	Atom Supply	6 x Cotton Drill Pants for Outside Staff Plus Freight (\$202.37)	- 202.37	1	CSH
58	EFT6477	16/08/2018	Boya Equipment	6 x Blade for P58 - Kubota Mower (\$267.76)	- 267.76	1	CSH
59	EFT6478	16/08/2018	Bridgestone Tyre Centre Geraldton	2 x Multi Rib Tyre & 2 x Tube for P81 - Chamberlain Tractor Standpipe Pump (\$808.00)	- 808.00	1	CSH
60	EFT6479	16/08/2018	Red Earth Marketing	2018/2019 Co-Op Marketing Services Contribution (\$5,000.00)	- 5,000.00	1	CSH
61	EFT6480	16/08/2018	Repco	1 x 2 Way Speaker for P73 - Multipac Roller (\$52.64)	- 52.64	1	CSH
62	EFT6481	16/08/2018	Simbay Tyre Distributors (WA) Pty Ltd	4 x Tyres for P7 - Isuzu Works Managers Ute (\$330.00)	- 330.00	1	CSH
63	EFT6482	16/08/2018	Skippers Transport Parts	1 x 16mm Joiner for P45 - Iveco Prime Mover (\$88.18)	- 88.18	1	CSH
64	EFT6483	16/08/2018	Statewide Bearings	4 x Seal for P72 - Iveco Prime Mover (\$22.81)	- 22.81	1	CSH
65	EFT6484	16/08/2018	Sun City Plumbing	Annual Backflow Valve Test at RV Site - 26/7/18 (\$132.00)	- 132.00	1	CSH
66	EFT6485	16/08/2018	WesTrac	1 x Hose for P46 - CAT Wheel Loader (\$152.23)	- 152.23	1	CSH

List of Accounts Paid August 2018

		Date	Name	Description	Amount	Bank	Type
67	EFT6486	22/08/2018	WATER CORPORATION	Water Usage & Charges for 63 Days from 1/7/18 - 31/8/18 10 Chesson St (\$259.21), 12 Chesson St (\$421.07), 15 Allen St (\$1,273.09), Camp 15 Wittenuom St (\$282.79), 18 Dowley St (\$1,194.29), 19 Burt Place (\$126.30), Tourist Park 2 Chesson St (\$9,799.63), 23 Allen St (\$259.21), 29 Robinson St (\$200.13), 33 Robinson St (\$901.41), 47 Dowley St (\$138.68), 47 Marshall St (\$186.70), Tennis Courts 52-58 Dowley St (\$81.29), 57 Marshall St (\$146.90), Reserve 5L Austin St (\$944.45), 72 Austin St (\$7.17), 75 Austin St (\$286.92), 79 Austin St (\$33.47), 8 Victoria St (\$858.37), Workshop L22-23 Austin St (\$430.73), Median Strip Darlot St (\$71.73), Reserve L637 Wittenuom (\$346.70), Median Strip L500 Robinson St (\$66.95), L592 Heydon Place (\$45.08), L593 Heydon Place (\$100.24) & 46 Dowley St (\$5.41)	- 18,467.92	1	CSH
68	EFT6487	24/08/2018	Atom Supply	1 x Rossi Steel Toe Boots for Outside Staff (\$137.52)	- 137.52	1	CSH
69	EFT6488	24/08/2018	Bunnings Group Limited	10L Concrete Paint & Jet Dry Grit for Depot (\$209.29)	- 209.29	1	CSH
70	EFT6489	24/08/2018	Clarkes Washing Machine Repairs	Labour & Parts to Repair Washing Machine for 18 Dowley St (\$258.50)	- 258.50	1	CSH
71	EFT6490	24/08/2018	Geraldton Lock & Key Specialist	2 x Restricted Padlock #13 for Hall (\$198.00) & 2 x Restricted Padlock #10 for Depot (\$198.00)	- 396.00	1	CSH
72	EFT6491	24/08/2018	Great Northern Rural Services	10 x Metric Coupling & 50 x Bubbler Spike Sprayer for Airport (\$202.18)	- 202.18	1	CSH
73	EFT6492	24/08/2018	Instant Racking	3 x Elite Longspan 4 Bay Racking for Depot (\$940.00)	- 940.00	1	CSH
74	EFT6493	24/08/2018	Kulbardi Hill Consulting	Printing of 2,500 Welcome to Cue Brochures (\$2,398.00)	- 2,398.00	1	CSH
75	EFT6494	24/08/2018	Midwest Windscreens and Windows	Labour to Supply, Cut & Fit Acrylic Sheeting to Window in P76 - Kubota Tractor (\$300.67)	- 300.67	1	CSH
76	EFT6495	24/08/2018	Reece Pty Ltd	Concrete Caravan Dump Point for Tourist Park Plus Freight (\$223.39)	- 229.39	1	CSH
77	EFT6496	24/08/2018	Repco	2 x Retractable Hose Reel for Depot & P12 - Sign Truck (\$143.00)	- 143.00	1	CSH
78	EFT6497	24/08/2018	WesTrac	Nuts, Bolts, Pins, Tips & Retainer for P8 - Loader (\$661.16)	- 661.16	1	CSH
79	EFT6498	24/08/2018	Atom Supply	6 x Shirts & 1 x Jacket for Outside Staff (\$346.53), 2 x Trousers for Outside Staff (\$119.22)	- 465.75	1	CSH
80	EFT6499	24/08/2018	Central West Pump Service	Supply of 1 x Sewerage Transfer Pump with Plug & Play Electrical Box for Tourist Park (\$3,091.00)	- 3,091.00	1	CSH
81	EFT6500	24/08/2018	Great Northern Rural Services	Assorted Nipples, Elbows & Valves for Depot (\$428.91), Adaptors, Elbows, Sockets, Couplings & Assorted Supplies for Tourist Park (\$432.86), Brass Lump Ends for P75 - Fuso Canter Cab & P37 - Road Crew Ute (\$107.12)	- 968.89	1	CSH
82	EFT6501	24/08/2018	JR & A Hersey Pty Ltd	Stanley Knives, Dust Masks, Hand Cleaner & Assorted Electrical Tape for Depot (\$383.35), 1 x Box Heavy Duty Latex Gloves, Jerry Can Repair Kit & CO2 Contact Cleaner for Depot (\$107.80)	- 491.15	1	CSH
83	EFT6502	24/08/2018	Statewide Bearings	2 x Viton Seal for P72 - Iveco Prime Mover (\$15.40)	- 15.40	1	CSH

List of Accounts Paid August 2018							
		Date	Name	Description	Amount	Bank	Type
84	EFT6503	24/08/2018	Toll Express	Freight Expense for Delivery of 2 x Guard Corner for P46 - CAT Wheel Loader (\$114.66)	- 114.66	1	CSH
85	EFT6504	24/08/2018	Toll Ipec Pty Ltd	Freight Expense for Delivery of Nuts, Bolts, Pins, Tips & Retainer for P8 - Loader (\$83.03), Fuel Meter for P12- Sign Truck (\$14.95), Glass Door & Assy Handle for P76- Kubota Tractor (\$56.87) & 16mm Joiner for P45- Iveco Prime Mover (\$11.55)	- 166.40	1	CSH
86	EFT6505	24/08/2018	Truckline - Geraldton	20 Tonne Jack Bottle & Rear Lamp for P45 & P72 - Prime Movers (\$209.64), Chain Kit, Load Binders & Hooks for P48 - Trailer with Ramps (\$200.22) & Rear Lamp for P78 - Nissan Prime Mover (\$21.82)	- 431.68	1	CSH
87	EFT6506	24/08/2018	AIT Specialists Pty Ltd	Fuel Tax Credits July 2018 (\$480.15)	- 480.15	1	CSH
88	EFT6507	24/08/2018	Five Star	Konica Minolta Black/Colour Meter Read 13/8/18 (\$287.35)	- 287.35	1	CSH
89	EFT6508	24/08/2018	Geraldton Mower Repair & Specialist	Purchase of 1 x Stihl Manual Sweeper for Bowling Green (\$739.00)	- 739.00	1	CSH
90	EFT6509	24/08/2018	Griffen Valuation Advisory	2018 Infrastructure Assets Valuation (\$7,116.60)	- 7,116.60	1	CSH
91	EFT6510	24/08/2018	Kleenheat Gas	2 x Bulk LPG Refills for Tourist Park (\$747.68) & 2 x 45kg Gas Cylinders for Depot (\$231.09)	- 978.77	1	CSH
92	EFT6511	24/08/2018	LO-GO Appointments	Fee for Contract Rates Officer to Consult Rates for Shire of Cue w/e 11/8/18 (\$765.67)	- 765.67	1	CSH
93	EFT6512	24/08/2018	Midwest Mowers and Small Engines	1 x Blade Holder & 2 x Tube for P18 - Self Propelled Mowers (\$150.00)	- 150.00	1	CSH
94	EFT6513	24/08/2018	Professional Pc Support Pty Ltd	Computing/Consultancy Backup Managed Services September 2018 (\$1,826.00), 4 x Printer Cartridges for Depot & 4 x Printer Cartridges for Tourist Park Plus Freight (\$1,514.29)	- 3,340.29	1	CSH
95	EFT6514	24/08/2018	Winc Australia Pty Ltd	2 x 10pk Milk for Depot (\$51.18), Lever Arch Folders, 2 x 10pk Milk, Tab Dividers, Lateral Files, Tubeclips, Laminating Pouches, Teabags & Assorted Stationery for Admin Office (\$624.31)	- 675.49	1	CSH
96	EFT6515	29/08/2018	Taylor Hardyman Group Pty Ltd	6 x Service Lockers & 1 x Master Key for Depot (\$2,869.90)	- 2,869.90	1	CSH
97	EFT6516	31/08/2018	CS Legal	Professional Fees for Transfer of 28 Dowley St Cue (\$514.80)	- 514.80	1	CSH
98	EFT6517	31/08/2018	Canine Control	Ranger Services for the Shire of Cue 10/8/18 (\$1,397.09)	- 1,397.09	1	CSH
99	EFT6518	31/08/2018	Gordon David Fraser	Reimbursement for Payment of Electricity Bill Dated 2/8/18 (\$327.62)	- 327.62	1	CSH
100	EFT6519	31/08/2018	WALGA	2018 Local Government Convention Costs for Cr Ian Dennis & Partner (\$2,212.00), Cr Ron Hogben & Partner (\$2,106.00), Cr Elizabeth Houghton (\$1,753.00), Shire President Ross Pigdon & Partner (\$2,156.00), Deputy President Les Price (\$1,948.00), Catherine Willett (\$393.00) & CEO (\$1,937.00)	- 12,505.00	1	CSH
101	EFT6520	31/08/2018	BOC Limited	1 x Acetylene Bottle for Depot (\$91.91)	- 91.91	1	CSH
102	EFT6521	31/08/2018	Blackwoods	1 x Meter Fuel Mech Plus Freight for P12 - Sign Truck (\$363.35)	- 363.35	1	CSH
103	EFT6522	31/08/2018	Challenge Chemicals Australia	1 x 25lt Uripfos & 1 x 25lt Complete for Tourist Park (\$189.20)	- 189.20	1	CSH

List of Accounts Paid August 2018							
		Date	Name	Description	Amount	Bank	Type
104	EFT6523	31/08/2018	Leonie Fitzpatrick	Ordinary Council Meeting 21/8/18 (\$236.00) & ICT Allowance (\$290.00), ICT Allowance June 2018 (\$290.00)	- 816.00	1	CSH
105	EFT6524	31/08/2018	Perth Safety Products	Assorted Road Signage for Depot (\$253.00)	- 253.00	1	CSH
106	EFT6525	31/08/2018	RONALD PAUL CLIVE HOGBEN	Ordinary Council Meeting 21/8/18 (\$236.00), ICT Allowance (\$290.00)	- 526.00	1	CSH
107	EFT6526	31/08/2018	Sun City Plumbing	Labour for Repairs & Service to Gas Cooker in Shire Hall (\$383.85)	- 383.85	1	CSH
108	EFT6527	31/08/2018	Truckline - Geraldton	5 x Running Tee Piece for P72 - Iveco Prime Mover (\$44.00)	- 44.00	1	CSH
109	EFT6528	31/08/2018	Wayfound	Supply of 1 x Welcome to Cue Double Sided Sign for Oasis Visitors Parking Area (\$1,540.00)	- 1,540.00	1	CSH
110	EFT6529	31/08/2018	Cue Community Resource Centre Inc	Donation from Shire of Cue for Cue Funday 25 August 2018 (\$25,000.00)	- 25,000.00	1	CSH
111					- 226,745.37		
112							
113	BPAY						
114	BPAY	09/08/2018	WATER CORPORATION	Water Usage & Charges for 28 Days from 4/7/18 - 1/8/18 L637 Oval (\$383.72)	- 383.72	1	CSH
115	BPAY	09/08/2018	Horizon Power	Electricity Supply for 61 Days from 2/6/18 - 1/8/18 - Shire of Cue (\$10,158.63)	- 10,158.63	1	CSH
116	BPAY	20/08/2018	Horizon Power	Electricity Supply for 61 Days from 2/6/18 - 1/8/18 Oval (\$1,580.98)	- 1,580.98	1	CSH
117	BPAY	27/08/2018	Pivotel Satellite Pty Limited	Satellite Phone Usage & Charges for August 2018 (\$153.44)	- 153.44	1	CSH
118	BPAY	27/08/2018	TELSTRA CORPORATION LTD	Landline Phone Usage & Charges - Tourist Park August 2018 (\$90.37), Landline phone usage charges - Shire of Cue August 2018 (\$1,153.43).	- 1,243.80	1	CSH
119	BPAY	12/08/2018	DHS Official Administered Receipts CSA Account	Payroll deductions	- 298.59	1	CSH
120	BPAY	26/08/2018	DHS Official Administered Receipts CSA Account	Payroll deductions	- 298.59	1	CSH
121					- 14,117.75		
122							
123	Payroll						
124	Payroll	15/08/2018	Payroll Direct Debit of Net Pays	Payroll Direct Debit of Net Pays	- 50,407.83	1	PAY
125	Payroll	29/08/2018	Payroll Direct Debit of Net Pays	Payroll Direct Debit of Net Pays	- 55,389.32	1	PAY
126					- 105,797.15		
127							
128				TOTAL PAYMENTS	- 370,793.26		
129							
130				Total Direct Debits	- 24,132.99		
131				Total EFTs	- 226,745.37		
132				Total BPAY	- 14,117.75		
133				Total Cheque	-		
134				Total Payroll	- 105,797.15		
135				TOTAL PAYMENTS	- 370,793.26		

10.2 FINANCIAL STATEMENT

APPLICANT: Shire of Cue
DISCLOSURE OF INTEREST: Nil
AUTHOR: Richard Towell – Deputy Chief Executive Officer
DATE: 14 September 2018

Matters for consideration:

The Statement of Financial Activity for the period ended 31 August 2018 including the following reports:

- Statement of Financial Activity
- Significant Accounting Policies
- Graphical Representation – Source Statement of Financial Activity
- Net Current Funding Position
- Cash and Investments
- Major Variances
- Budget Amendments
- Receivables
- Grants and Contributions
- Cash Backed Reserve
- Capital Disposals and Acquisitions
- Trust Fund

see [Appendix 2](#)

Background:

Under the Local Government (Financial Management Regulations 1996), a monthly Statement of Financial Activity must be submitted to an Ordinary Council meeting within 2 months after the end of the month to which the statement relates. The statement of financial activity is a complex document but presents a complete overview of the financial position of the local government at the end of each month. The Statement of Financial Activity for each month must be adopted by Council and form part of the minutes.

Comments:

The Statement of Financial Activity is for the month of August 2018.

Statutory Environment:

Local Government (Financial Management Regulations) 1996 – Clause 14.

Policy Implications:

Nil

Financial Implications:

Nil

Strategic Implications:

Nil

Consultation:

RSM Australia Pty Ltd

Officer's Recommendation:

Voting requirement: Simple Majority

That Council receive the Financial Statements, prepared in accordance with the Local Government (Financial Management) Regulations, for the period ended 31 August 2018, as presented at [Appendix 2](#).

Council Decision

Voting requirement: Simple Majority

MOVED:

SECONDED:

CARRIED



SHIRE OF CUE

MONTHLY FINANCIAL REPORT

For the Period Ended 31 August 2018

LOCAL GOVERNMENT ACT 1995

LOCAL GOVERNMENT (FINANCIAL MANAGEMENT) REGULATIONS 1996

TABLE OF CONTENTS

Compilation Report

Statement of Financial Activity by Program

Statement of Financial Activity By Nature or Type

Statement of Capital Acquisitions and Capital Funding

Note 1 Significant Accounting Policies

Note 2 Explanation of Material Variances

Note 3 Net Current Funding Position

Note 4 Cash and Investments

Note 5 Budget Amendments

Note 6 Receivables

Note 7 Cash Backed Reserves

Note 8 Capital Disposals

Note 10 Rating Information

Note 11 Information on Borrowings

Note 12 Grants and Contributions

Note 13 Trust

RSM Australia Pty Ltd

Level 1, 12 Bayly Street Geraldton WA 6530

PO Box 61 Geraldton WA 6531

T +61 (0) 8 9920 7400

F +61 (0) 8 9920 7450

www.rsm.com.au

Compilation Report

To the Council

Shire of Cue

Scope

We have compiled the accompanying special purpose financial statements.

The specific purpose for which the special purpose financial report has been prepared is to provide information relating to the financial performance and financial position of the Shire that satisfies the information needs of the Council and the *Local Government Act 1995* and associated regulations.

The responsibility of the Shire

The Shire is solely responsible for the information contained in the special purpose financial report and have determined that the accounting policies used are consistent and are appropriate to satisfy the requirements of the Council and the *Local Government Act 1995* and associated regulations.

Our responsibility

On the basis of information provided by the Shire, we have compiled the accompanying special purpose financial statements in accordance with the significant accounting policies adopted as set out in Note 1 to the financial statements and APES 315: Compilation of Financial Information.

Our procedures use accounting expertise to collect, classify and summarise the financial information, which the Management provided, into a financial report. Our procedures do not include any verification or validation procedures. No audit or review has been performed and accordingly no assurance is expressed.

To the extent permitted by law, we do not accept liability for any loss or damage which any person, other than the Shire of Cue, may suffer arising from negligence on our part.

This report was prepared for the benefit of the Council of the Shire of Cue and the purpose identified above. We do not accept responsibility to any other person for the content of the report.



Signed at GERALDTON

Date 14th September 2018

RSM Australia Pty Ltd
Chartered Accountants

THE POWER OF BEING UNDERSTOOD
AUDIT | TAX | CONSULTING

RSM Australia Pty Ltd is a member of the RSM network and trades as RSM. RSM is the trading name used by the members of the RSM network. Each member of the RSM network is an independent accounting and consulting firm which practices in its own right. The RSM network is not itself a separate legal entity in any jurisdiction.

RSM Australia Pty Ltd ACN 009 321 377 atf Birdanco Practice Trust ABN 65 319 382 479 trading as RSM

Liability limited by a scheme approved under Professional Standards Legislation

**Shire of Cue
Information Summary
For the Period Ended 31 August 2018**

Key Information

Report Purpose

This report is prepared to meet the requirements of *Local Government (Financial Management) Regulations 1996, Regulation 34*.

Overview

Summary reports and graphical progressive graphs are provided on pages 2 - 3.

Statement of Financial Activity by reporting program

Is presented on page 4 and shows a surplus as at 31 August 2018 of \$3,563,266.

Items of Significance

The material variance adopted by the Shire of Cue for the 2017/18 year is \$25,000 or 10% whichever is the greater. The following selected items have been highlighted due to the amount of the variance to the budget or due to the nature of the revenue/expenditure. A full listing and explanation of all items considered of material variance is disclosed in Note 2.

Capital Expenditure

Plant and Equipment	▲	\$135,417	See note 9 (Timing of plant replacement)
Infrastructure - Roads	▲	\$39,648	See note 9 (Timing of Roads projects and flood damage)

	% Collected / Completed	Annual Budget	YTD Budget	YTD Actual
Significant Projects				
Grids	0%	\$ 70,000	\$ 11,667	\$ -
Town Hall Landscaping	0%	\$ 40,000	\$ 6,667	\$ -
Old Muni Building Toilets	0%	\$ 20,000	\$ 3,333	\$ -
Tourist Park House and Office	0%	\$ 350,000	\$ 58,333	\$ -
Flood Damage Restoration	15%	\$ 853,301	\$ 142,217	\$ 127,619
Grants, Subsidies and Contributions				
Operating Grants, Subsidies and Contributions	18%	\$ 1,370,200	\$ 228,367	\$ 245,334
Non-operating Grants, Subsidies and Contributions	18%	\$ 1,268,301	\$ 211,384	\$ 222,000
	18%	\$ 2,638,501	\$ 439,750	\$ 467,334
Rates Levied	103%	\$ 2,283,636	\$ 380,606	\$ 2,359,125

% Compares current ytd actuals to annual budget

		Prior Year 31 Aug 2017	Current Year 31 Aug 2018
Financial Position			
Adjusted Net Current Assets	164%	\$ 2,176,140	\$ 3,563,266
Cash and Equivalent - Unrestricted	60%	\$ 1,509,685	\$ 910,450
Cash and Equivalent - Restricted	101%	\$ 6,083,764	\$ 6,148,266
Receivables - Other	27%	\$ 610,762	\$ 167,348
Payables	92%	\$ 128,905	\$ 118,427

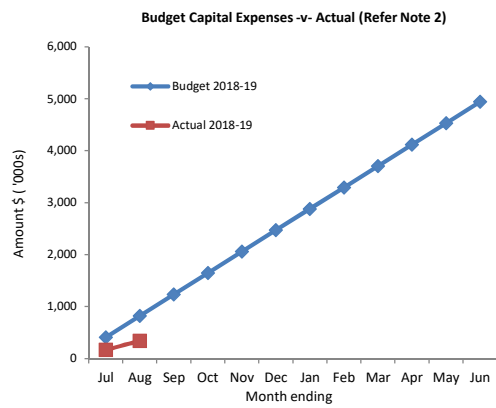
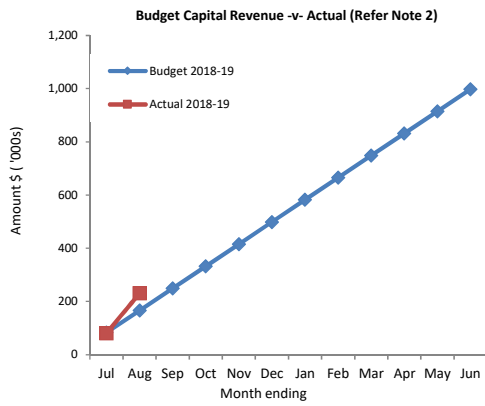
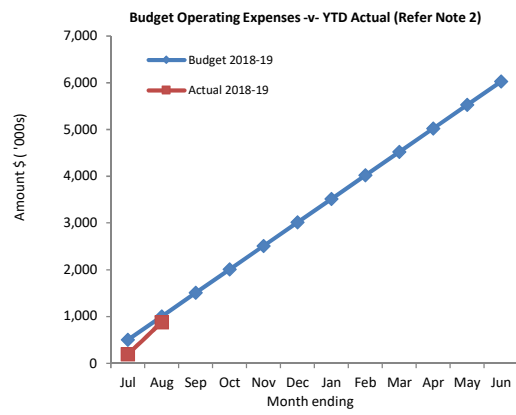
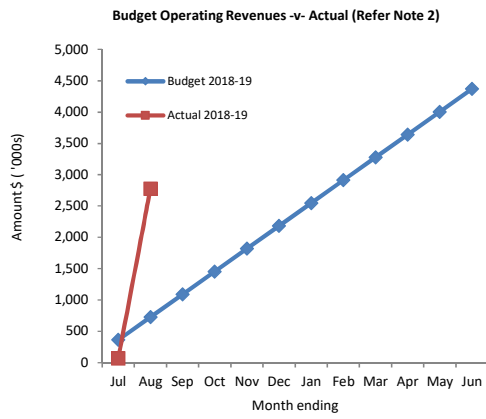
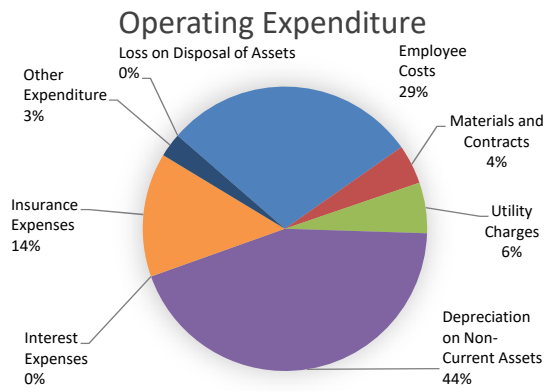
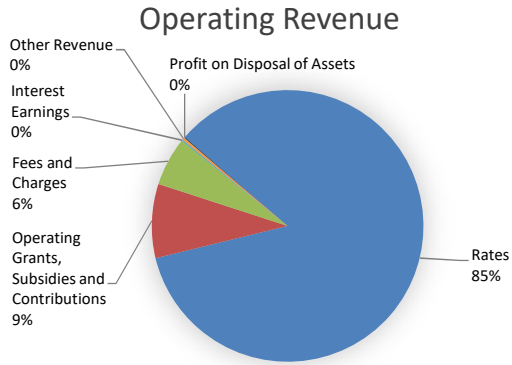
% Compares current ytd actuals to prior year actuals at the same time

Note: The Statements and accompanying notes are prepared based on all transactions recorded at the time of preparation and may vary due to transactions being processed for the reporting period after the date of preparation.

Preparation

Prepared by: Glenn Boyes
Reviewed by: Travis Bate
Date prepared: 14/19/18

**Shire of Cue
Information Summary
For the Period Ended 31 August 2018**



This information is to be read in conjunction with the accompanying Financial Statements and Notes.

SHIRE OF CUE
STATEMENT OF FINANCIAL ACTIVITY
(Statutory Reporting Program)
For the Period Ended 31 August 2018

Note	Annual Budget	YTD Budget (a)	YTD Actual (b)	Var. \$ (b)-(a)	Var. % (b)-(a)/(a)	Var.
	\$	\$	\$	\$	%	
Opening Funding Surplus(Deficit)	3	2,744,459	2,744,459	1,413,442	(1,331,017)	(48.50%) ▼
Revenue from operating activities						
Governance		0	0	0	0	
General Purpose Funding - Rates	10	2,283,636	380,606	2,359,125	1,978,519	519.83% ▲
General Purpose Funding - Other		1,047,199	174,533	240,910	66,376	38.03% ▲
Law, Order and Public Safety		6,500	1,083	1,913	829	76.56%
Health		500	83	0	(83)	(100.00%) ▼
Education and Welfare		0	0	0	0	
Housing		25,200	4,200	2,800	(1,400)	(33.33%) ▼
Community Amenities		75,000	12,500	71,275	58,775	470.20% ▲
Recreation and Culture		9,300	1,550	553	(997)	(64.30%) ▼
Transport		450,500	75,083	5,863	(69,220)	(92.19%) ▼
Economic Services		299,700	49,950	73,454	23,504	47.05%
Other Property and Services		170,300	28,383	25,970	(2,413)	(8.50%) ▼
		4,367,835	727,973	2,781,863		
Expenditure from operating activities						
Governance		(407,576)	(67,929)	(67,381)	548	0.81%
General Purpose Funding		(256,706)	(42,784)	(33,166)	9,619	22.48%
Law, Order and Public Safety		(72,890)	(12,148)	(9,220)	2,928	24.10%
Health		(70,718)	(11,786)	(4,708)	7,079	60.06%
Education and Welfare		(15,258)	(2,543)	(119)	2,424	95.33%
Housing		(243,270)	(40,545)	(31,202)	9,343	23.04%
Community Amenities		(332,172)	(55,362)	(40,726)	14,636	26.44%
Recreation and Culture		(704,156)	(117,359)	(99,038)	18,321	15.61%
Transport		(3,276,139)	(546,023)	(450,768)	95,255	17.45% ▲
Economic Services		(610,795)	(101,799)	(150,202)	(48,403)	(47.55%) ▼
Other Property and Services		(39,120)	(6,520)	3,097	9,617	147.50%
		(6,028,800)	(1,004,800)	(883,432)		
Operating activities excluded from budget						
Add back Depreciation		2,354,500	392,417	388,945	(3,471)	(0.88%) ▼
Adjust (Profit)/Loss on Asset Disposal	8	(5,000)	(833)	(4,091)	(3,258)	390.91%
Adjust Movement Deferred Pensioner Rates		0	0	0	0	
Adjust Movement in Non-Current Staff Leave Provisions		0	0	0	0	
Amount attributable to operating activities		688,535	114,756	2,283,285		
Investing Activities						
Non-operating Grants, Subsidies and Contributions	12	1,268,301	211,384	222,000	10,617	5.02%
Proceeds from Disposal of Assets	8	163,000	27,167	9,091	(18,076)	(66.54%) ▼
Land and Buildings	9	(2,539,000)	(423,167)	(35,360)	387,807	91.64% ▲
Plant and Equipment	9	(812,500)	(135,417)	0	135,417	100.00% ▲
Furniture and Equipment	9	(45,000)	(7,500)	0	7,500	100.00% ▲
Infrastructure Assets - Roads	9	(1,878,301)	(313,050)	(273,402)	39,648	12.67% ▲
Infrastructure Assets - Other	9	(1,084,333)	(180,722)	(34,554)	146,168	80.88% ▲
Amount attributable to investing activities		(4,927,833)	(821,306)	(112,225)		
Financing Activities						
Proceeds from New Debentures		980,000	163,333	0	(163,333)	(100.00%) ▼
Transfer to Reserves	7	(435,161)	(72,527)	(21,236)	51,291	100.00% ▲
Advances to Community Groups		0	0	0	0	
Repayment of Debentures	11	0	0	0	0	
Transfer from Reserves	7	950,000	158,333	0	(158,333)	(100.00%) ▼
Amount attributable to financing activities		1,494,839	249,140	(21,236)		
Closing Funding Surplus(Deficit)	3	0	2,287,049	3,563,266	1,276,217	55.80% ▲

Indicates a variance between Year to Date (YTD) Budget and YTD Actual data as per the adopted materiality threshold. Refer to Note 2 for an explanation of the reasons for the variance.

This statement is to be read in conjunction with the accompanying Financial Statements and notes.

SHIRE OF CUE
STATEMENT OF FINANCIAL ACTIVITY
(By Nature or Type)
For the Period Ended 31 August 2018

Note	Annual Budget	YTD Budget (a)	YTD Actual (b)	Var. \$ (b)-(a)	Var. % (b)-(a)/(a)	Var.	
	\$	\$	\$	\$	%		
Opening Funding Surplus (Deficit)	3	2,744,459	2,744,459	1,413,442	(1,331,017)	(48.50%)	▼
Revenue from operating activities							
Rates	10	2,283,636	380,606	2,359,125	1,978,519	519.83%	▲
Operating Grants, Subsidies and Contributions	12	1,370,200	228,367	245,334	16,967	7.43%	▲
Fees and Charges		453,500	75,583	160,655	85,072	112.55%	▲
Interest Earnings		182,000	30,333	5,061	(25,272)	(83.31%)	▼
Other Revenue		73,500	12,250	7,597	(4,653)	(37.98%)	
Profit on Disposal of Assets	8	5,000	833	4,091	3,258	390.91%	
		4,367,836	727,973	2,781,863			
Expenditure from operating activities							
Employee Costs		(2,114,477)	(352,413)	(255,339)	97,074	27.55%	▲
Materials and Contracts		(928,210)	(154,702)	(39,358)	115,344	74.56%	▲
Utility Charges		(280,200)	(46,700)	(50,998)	(4,298)	(9.20%)	
Depreciation on Non-Current Assets		(2,354,500)	(392,417)	(388,945)	3,471	0.88%	
Interest Expenses		0	0	0	0		
Insurance Expenses		(142,914)	(23,819)	(124,621)	(100,802)	(423.20%)	▼
Other Expenditure		(208,500)	(34,750)	(24,171)	10,579	30.44%	
Loss on Disposal of Assets	8	0	0	0	0		
		(6,028,801)	(1,004,800)	(883,432)			
Operating activities excluded from budget							
Add back Depreciation		2,354,500	392,417	388,945	(3,471)	(0.88%)	
Adjust (Profit)/Loss on Asset Disposal	8	(5,000)	(833)	(4,091)	(3,258)	390.91%	
Adjust Movement Deferred Pensioner Rates		0	0	0	0		
Adjust Movement in Non-Current Staff Leave Provisions		0	0	0	0		
Amount attributable to operating activities		688,535	114,756	2,283,285			
Investing activities							
Grants, Subsidies and Contributions	12	1,268,301	211,384	222,000	10,617	5.02%	
Proceeds from Disposal of Assets	8	163,000	27,167	9,091	(18,076)	(66.54%)	
Land and Buildings	9	(2,539,000)	(423,167)	(35,360)	387,807	91.64%	▲
Plant and Equipment	9	(812,500)	(135,417)	0	135,417	100.00%	▲
Furniture and Equipment	9	(45,000)	(7,500)	0	7,500	100.00%	▲
Infrastructure Assets - Roads	9	(1,878,301)	(313,050)	(273,402)	39,648	12.67%	▲
Infrastructure Assets - Other	9	(1,084,333)	(180,722)	(34,554)	146,168	80.88%	▲
Amount attributable to investing activities		(4,927,833)	(821,306)	(112,225)			
Financing Activities							
Proceeds from New Debentures		980,000	163,333	0	(163,333)	(100.00%)	▼
Transfer from Reserves	7	950,000	158,333	0	(158,333)	(100.00%)	▼
Repayment of Debentures	11	0	0	0	0		
Transfer to Reserves	7	(435,161)	(72,527)	(21,236)	51,291	70.72%	▲
Amount attributable to financing activities		1,494,839	249,140	(21,236)			
Closing Funding Surplus (Deficit)	3	0	2,287,049	3,563,266	1,276,217	55.80%	▲

* This balance is positive due to a timing difference with respect to Plant and Labour Overhead recoveries

Indicates a variance between Year to Date (YTD) Budget and YTD Actual data as per the adopted materiality threshold.

Refer to Note 2 for an explanation of the reasons for the variance.

This statement is to be read in conjunction with the accompanying Financial Statements and notes.

SHIRE OF CUE
STATEMENT OF CAPITAL ACQUISITIONS AND CAPITAL FUNDING
For the Period Ended 31 August 2018

Capital Acquisitions

	Note	YTD Actual New /Upgrade (a)	YTD Actual (Renewal Expenditure) (b)	Annual Budget	YTD Budget (d)	YTD Actual Total (c) = (a)+(b)	Variance (d) - (c)
		\$	\$	\$	\$	\$	\$
Land and Buildings	9	0	35,360	2,539,000	423,167	35,360	(2,503,640)
Plant and Equipment	9	0	0	812,500	135,417	0	(812,500)
Furniture and Equipment	9	0	0	45,000	7,500	0	(45,000)
Infrastructure Assets - Roads	9	0	273,403	1,878,301	313,050	273,403	(1,604,898)
Infrastructure Assets - Other	9	34,554	0	1,084,333	180,722	34,554	(1,049,779)
Capital Expenditure Totals		34,554	308,763	6,359,134	1,059,856	343,317	(6,015,817)

Capital acquisitions funded by:

Capital Grants and Contributions				1,268,301	211,384	222,000	
Borrowings				-	-	-	
Other (Disposals & C/Fwd)				163,000	27,167	9,091	
Council contribution - Cash Backed Reserves							
Council contribution - operations				4,677,833	800,472	112,226	
Capital Funding Total				6,359,134	1,059,856	343,317	

SHIRE OF CUE
NOTES TO THE STATEMENT OF FINANCIAL ACTIVITY
For the Period Ended 31 August 2018

Note 1: Significant Accounting Policies

(a) Basis of Accounting

This statement comprises a special purpose financial report which has been prepared in accordance with Australian Accounting Standards (as they apply to local governments and not-for-profit entities), Australian Accounting Interpretations, other authoritative pronouncements of the Australian Accounting Standards Board, the Local Government Act 1995 and accompanying regulations. Material accounting policies which have been adopted in the preparation of this statement are presented below and have been consistently applied unless stated otherwise. Except for cash flow and rate setting information, the report has also been prepared on the accrual basis and is based on historical costs, modified, where applicable, by the measurement at fair value of selected non-current assets, financial assets and liabilities.

Critical Accounting Estimates

The preparation of a financial report in conformity with Australian Accounting Standards requires management to make judgements, estimates and assumptions that effect the application of policies and reported amounts of assets and liabilities, income and expenses. The estimates and associated assumptions are based on historical experience and various other factors that are believed to be reasonable under the circumstances; the results of which form the basis of making the judgements about carrying values of assets and liabilities that are not readily apparent from other sources. Actual results may differ from these estimates.

(b) The Local Government Reporting Entity

All Funds through which the Council controls resources to carry on its functions have been included in

(c) Rounding Off Figures

All figures shown in this statement are rounded to the nearest dollar.

(d) Rates, Grants, Donations and Other Contributions

Rates, grants, donations and other contributions are recognised as revenues when the local government

(e) Goods and Services Tax

Revenues, expenses and assets are recognised net of the amount of GST, except where the amount of GST incurred is not recoverable from the Australian Taxation Office (ATO). Receivables and payables are stated inclusive of GST receivable or payable. The net amount of GST recoverable from, or payable to, the ATO is included with receivables or payables in the statement of financial position. Cash flows are presented on a gross basis. The GST components of cash flows arising from investing or financing activities which are recoverable from, or payable to, the ATO are presented as operating cash flows.

(f) Cash and Cash Equivalents

Cash and cash equivalents include cash on hand, cash at bank, deposits available on demand with banks and other short term highly liquid investments that are readily convertible to known amounts of cash and which are subject to an insignificant risk of changes in value and bank overdrafts. Bank overdrafts are reported as short term borrowings in current liabilities in the statement of financial position.

(g) Trade and Other Receivables

Trade and other receivables include amounts due from ratepayers for unpaid rates and service charges and other amounts due from third parties for goods sold and services performed in the ordinary course of business.

Receivables expected to be collected within 12 months of the end of the reporting period are classified as current assets. All other receivables are classified as non-current assets. Collectability of trade and other receivables is reviewed on an ongoing basis. Debts that are known to be uncollectible are written off when identified. An allowance for doubtful debts is raised when there is objective evidence that they will not be collectible.

SHIRE OF CUE
NOTES TO THE STATEMENT OF FINANCIAL ACTIVITY
For the Period Ended 31 August 2018

Note 1: Significant Accounting Policies

(h) Inventories

General

Inventories are measured at the lower of cost and net realisable value. Net realisable value is the estimated selling price in the ordinary course of business less the estimated costs of completion and the estimated costs necessary to make the sale.

Land Held for Resale

Land held for development and sale is valued at the lower of cost and net realisable value. Cost includes the cost of acquisition, development, borrowing costs and holding costs until completion of development. Finance costs and holding charges incurred after development is completed are expensed. Gains and losses are recognised in profit or loss at the time of signing an unconditional contract of sale if significant risks and rewards, and effective control over the land, are passed on to the buyer at this point. Land held for sale is classified as current except where it is held as non-current based on Council's intentions to release for sale

(i) Fixed Assets

All assets are initially recognised at cost. Cost is determined as the fair value of the assets given as consideration plus costs incidental to the acquisition. For assets acquired at no cost or for nominal consideration, cost is determined as fair value at the date of acquisition. The cost of non-current assets constructed by the local government includes the cost of all materials used in the construction, direct labour on the project and an appropriate proportion of variable and fixed overhead. Certain asset classes may be revalued on a regular basis such that the carrying values are not materially different from fair value. Assets carried at fair value are to be revalued with sufficient regularity to ensure the carrying amount does not differ materially from that determined using fair value at reporting date.

(j) Depreciation of Non-Current Assets

All non-current assets having a limited useful life are systematically depreciated over their useful lives in a manner which reflects the consumption of the future economic benefits embodied in those assets.

Depreciation is recognised on a straight-line basis, using rates which are reviewed each reporting period. Major depreciation rates and periods are:

Asset	Years
Buildings	30 to 50 years
Furniture and Equipment	4 to 10 years
Plant and Equipment	5 to 15 years
Sealed roads and streets	
formation	not depreciated
pavement	50 years
seal	
bituminous seals	20 years
asphalt surfaces	25 years
Gravel Roads	
formation	not depreciated
gravel sheet	12 years
Formed roads	
formation	not depreciated
pavement	50 years
Footpaths - slab	40 years
Sewerage Piping	100 years
Water Supply Piping and Drainage Systems	75 years

SHIRE OF CUE
NOTES TO THE STATEMENT OF FINANCIAL ACTIVITY
For the Period Ended 31 August 2018

Note 1: Significant Accounting Policies

(k) Trade and Other Payables

Trade and other payables represent liabilities for goods and services provided to the Council prior to the end of the financial year that are unpaid and arise when the Council becomes obliged to make future payments in respect of the purchase of these goods and services. The amounts are unsecured, are recognised as a current liability and are normally paid within 30 days of recognition.

(l) Employee Benefits

The provisions for employee benefits relates to amounts expected to be paid for long service leave, annual leave, wages and salaries and are calculated as follows:

(i) Wages, Salaries, Annual Leave and Long Service Leave (Short-term Benefits)

The provision for employees' benefits to wages, salaries, annual leave and long service leave expected to be settled within 12 months represents the amount the Shire has a present obligation to pay resulting from employees services provided to balance date. The provision has been calculated at nominal amounts based on remuneration rates the Shire expects to pay and includes related on-costs.

(ii) Annual Leave and Long Service Leave (Long-term Benefits)

The liability for long service leave is recognised in the provision for employee benefits and measured as the present value of expected future payments to be made in respect of services provided by employees up to the reporting date using the project unit credit method. Consideration is given to expected future wage and salary levels, experience of employee departures and periods of service. Expected future payments are discounted using market yields at the reporting date on national government bonds with terms to maturity and currency that match as closely as possible, the estimated future cash outflows. Where the Shire does not have the unconditional right to defer settlement beyond 12 months, the liability is recognised as a current liability.

(m) Interest-bearing Loans and Borrowings

All loans and borrowings are initially recognised at the fair value of the consideration received less directly attributable transaction costs. After initial recognition, interest-bearing loans and borrowings are subsequently measured at amortised cost using the effective interest method. Fees paid on the establishment of loan facilities that are yield related are included as part of the carrying amount of the loans and borrowings.

Borrowings are classified as current liabilities unless the Council has an unconditional right to defer settlement of the liability for at least 12 months after the balance sheet date.

Borrowing Costs

Borrowing costs are recognised as an expense when incurred except where they are directly attributable to the acquisition, construction or production of a qualifying asset. Where this is the case, they are capitalised as part of the cost of the particular asset.

(n) Provisions

Provisions are recognised when: The council has a present legal or constructive obligation as a result of past events; it is more likely than not that an outflow of resources will be required to settle the obligation; and the amount has been reliably estimated. Provisions are not recognised for future operating losses. Where there are a number of similar obligations, the likelihood that an outflow will be required in settlement is determined by considering the class of obligations as a whole. A provision is recognised even if the likelihood of an outflow with respect to any one of item included in the same class of obligations may be small.

SHIRE OF CUE
NOTES TO THE STATEMENT OF FINANCIAL ACTIVITY
For the Period Ended 31 August 2018

Note 1: Significant Accounting Policies

(o) Current and Non-Current Classification

In the determination of whether an asset or liability is current or non-current, consideration is given to the time when each asset or liability is expected to be settled. The asset or liability is classified as current if it is expected to be settled within the next 12 months, being the Council's operational cycle. In the case of liabilities where Council does not have the unconditional right to defer settlement beyond 12 months, such as vested long service leave, the liability is classified as current even if not expected to be settled within the next 12 months. Inventories held for trading are classified as current even if not expected to be realised in the next 12 months except for land held for resale where it is held as non current based on Council's intentions to release for sale.

(p) Nature or Type Classifications

Rates

All rates levied under the Local Government Act 1995. Includes general, differential, specific area rates, minimum rates, interim rates, back rates, ex-gratia rates, less discounts offered. Exclude administration fees, interest on instalments, interest on arrears and service charges.

Operating Grants, Subsidies and Contributions

Refer to all amounts received as grants, subsidies and contributions that are not non-operating grants.

Non-Operating Grants, Subsidies and Contributions

Amounts received specifically for the acquisition, construction of new or the upgrading of non-current assets paid to a local government, irrespective of whether these amounts are received as capital grants, subsidies, contributions or donations.

Profit on Asset Disposal

Profit on the disposal of assets including gains on the disposal of long term investments. Losses are disclosed under the expenditure classifications.

Fees and Charges

Revenues (other than service charges) from the use of facilities and charges made for local government services, sewerage rates, rentals, hire charges, fee for service, photocopying charges, licences, sale of goods or information, fines, penalties and administration fees.

Service Charges

Service charges imposed under Division 6 of Part 6 of the Local Government Act 1995. Regulation 54 of the Local Government (Financial Management) Regulations 1996 identifies these as television and radio broadcasting, underground electricity and neighbourhood surveillance services. Exclude rubbish removal charges. Interest and other items of a similar nature received from bank and investment accounts, interest on rate instalments, interest on rate arrears and interest on debtors.

Interest Earnings

Interest and other items of a similar nature received from bank and investment accounts, interest on rate instalments, interest on rate arrears and interest on debtors.

Other Revenue / Income

Other revenue, which can not be classified under the above headings, includes dividends, discounts, rebates etc.

Employee Costs

All costs associate with the employment of person such as salaries, wages, allowances, benefits such as vehicle and housing, superannuation, employment expenses, removal expenses, relocation expenses, worker's compensation insurance, training costs, conferences, safety expenses, medical examinations, fringe benefit tax, etc.

SHIRE OF CUE
NOTES TO THE STATEMENT OF FINANCIAL ACTIVITY
For the Period Ended 31 August 2018

Note 1: Significant Accounting Policies
Materials and Contracts

All expenditures on materials, supplies and contracts not classified under other headings. These include supply of goods and materials, legal expenses, consultancy, maintenance agreements, communication expenses, advertising expenses, membership, periodicals, publications, hire expenses, rental, leases, postage and freight etc. Local governments may wish to disclose more detail such as contract services, consultancy, information technology, rental or lease expenditures.

Utilities (Gas, Electricity, Water, etc.)

Expenditures made to the respective agencies for the provision of power, gas or water. Exclude expenditures incurred for the reinstatement of roadwork on behalf of these agencies.

Insurance

All insurance other than worker's compensation and health benefit insurance included as a cost of employment.

Loss on asset disposal

Loss on the disposal of fixed assets.

Depreciation on non-current assets

Depreciation expense raised on all classes of assets.

Interest expenses

Interest and other costs of finance paid, including costs of finance for loan debentures, overdraft accommodation and refinancing expenses.

Other expenditure

Statutory fees, taxes, provision for bad debts, member's fees or State taxes. Donations and subsidies made to community groups.

(r) Program Classifications (Function/Activity)

Council operations as disclosed in these financial statements encompass the following service orientated activities/programs.

GOVERNANCE

Administration and operation of facilities and services to members of Council. Other costs that relate to tasks of assisting elected members and ratepayers on matters which do not concern specific Council services.

GENERAL PURPOSE FUNDING

Rates, general purpose government grants and interest revenue.

LAW, ORDER, PUBLIC SAFETY

Supervision of various local laws, fire prevention, emergency services and animal control.

HEALTH

Food quality and water control. Environmental Health Officer. Doctor Service.

EDUCATION AND WELFARE

Assistance to Cue Primary School, Thoo Thoo Wandu, Senior Citizens and Playgroup. Involvement in work experience programmes.

HOUSING

Provision and maintenance of staff and rental housing.

SHIRE OF CUE
NOTES TO THE STATEMENT OF FINANCIAL ACTIVITY
For the Period Ended 31 August 2018

Note 1: Significant Accounting Policies

COMMUNITY AMENITIES

Rubbish collection services, maintenance of refuse sites, administration of the town planning scheme, control and co-ordination of cemeteries, and maintenance of public conveniences.

RECREATION AND CULTURE

Maintenance of Shire hall, recreation centre, Stan Gurney Memorial Park and various reserves. Operation of library and internet services. Co-ordination of Australia Day activities.

TRANSPORT

Construction and maintenance of streets, roads, footpaths, drainage works, parking facilities, traffic signs and median strips. Control and maintenance of Cue Airport.

ECONOMIC SERVICES

The regulation and provision of tourism and the Historical Photographic Collection. Maintenance of the Shire-owned Caravan Park. Building and vermin control. Employment programme administered on behalf of the Department of Employment, Workplace Relations and Small Business.

OTHER PROPERTY AND SERVICES

Private works operation, plant repair and operation costs.

SHIRE OF CUE
NOTES TO THE STATEMENT OF FINANCIAL ACTIVITY
For the Period Ended 31 August 2018

Note 2: Explanation of Material Variances

The material variance thresholds are adopted annually by Council as an indicator of whether the actual expenditure or revenue varies from the year to date budget materially.

The material variance adopted by Council for the 2018/19 year is \$25,000 or 10% whichever is the greater.

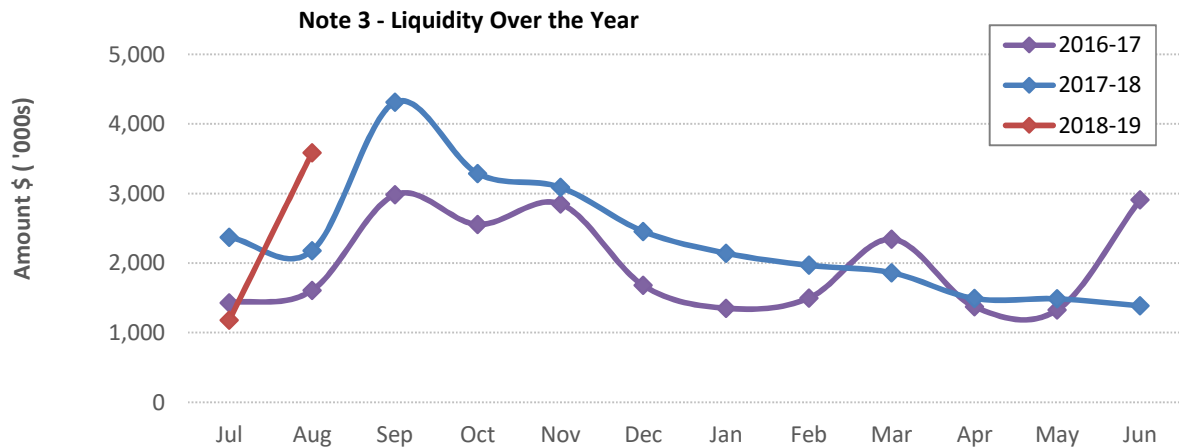
Reporting Program	Var. \$	Var. %	Var.	Timing/ Permanent	Explanation of Variance
Operating Revenues	\$	%			
General Purpose Funding - Rates	1,978,519	519.83%	▲	Timing	Budget profile for rates raised.
General Purpose Funding - Other	66,376	38.03%	▲	Timing	Timing of Federal Assistance Grants
Community Amenities	58,775	470.20%	▲	Timing	Budget profile for rubbish fees
Transport	(69,220)	(92.19%)	▼	Timing	Timing of road maintenance contribution
Operating Expense					
Transport	95,255	17.45%	▲	Timing	Expenditure less than budgeted
Economic Services	(48,403)	(47.55%)	▼	Timing	Cue funday payment, caravan park maintenance.
Capital Revenues					
Capital Expenses					
Land and Buildings	387,807	91.64%	▲	Timing	See note 9 (Timing of projects)
Plant and Equipment	135,417	100.00%	▲	Timing	See note 9 (Timing of plant replacement)
Infrastructure - Roads	39,648	12.67%	▲	Timing	See note 9 (Timing of Roads projects and flood damage works)
Infrastructure - Other	146,168	80.88%	▲	Timing	See note 9 (Timing of projects)
Financing					
Proceeds from New Debentures	(163,333)	(100.00%)	▼	Timing	Loans not raised yet.
Transfer from Reserves	(158,333)	(100.00%)	▼	Timing	Reserve transfers not completed
Transfer to Reserves	51,291	70.72%	▲	Timing	Reserve transfers not completed
Nature & Type	Var. \$	Var. %	Var.	Timing/ Permanent	Explanation of Variance
Operating Revenues	\$	%			
Rates	1,978,519	519.83%	▲	Timing	Budget profile for rates
Fees and Charges	85,072	112.55%	▲	Timing	Timing of rubbish collection charges and caravan park fees.
Interest Earnings	(25,272)	(83.31%)	▼	Timing	Timing of term deposit maturity and interest payment dates,
Operating Expense					
Employee Costs	97,074	27.55%	▲	Timing	Employee vacancies and staffing levels
Materials and Contracts	115,344	74.56%	▲	Timing	Expenditure less than budgeted
Insurance Expenses	(100,802)	(423.20%)	▼	Timing	Timing of expenditure

SHIRE OF CUE
NOTES TO THE STATEMENT OF FINANCIAL ACTIVITY
For the Period Ended 31 August 2018

Note 3: Net Current Funding Position

Positive=Surplus (Negative=Deficit)

Item	Note	Current 31 Aug 2018	Last Years Closing 30 Jun 2018	This Time Last Year 31 Aug 2017
		\$	\$	\$
Current Assets				
Cash Unrestricted	4	910,450	1,733,036	1,509,685
Cash Restricted	4	6,169,502	6,148,266	6,083,764
Receivables - Rates	6	2,682,629	243,799	226,331
Receivables - Other	6	167,348	53,865	610,762
Interest / ATO Receivable / Trust		27,725	101,499	70,235
Provision for Doubtful Debts	6	(66,402)	(66,402)	(66,402)
Accrued Income		0	0	0
Inventories		46,477	18,667	28,647
		9,937,729	8,232,730	8,463,022
Less: Current Liabilities				
Sundry Creditors		(74,358)	(35,297)	(87,410)
GST Payable		(1,977)	(17,600)	(5,166)
Payroll Creditors		(36,109)	(50,071)	(28,369)
Deposits and Bonds		(5,984)	(6,666)	(7,960)
Accrued Expenses		0	(424,219)	0
Accrued Salaries & Wages		0	(71,872)	0
		(118,427)	(605,725)	(128,905)
Total Payables				
Provisions		(65,297)	(65,297)	(74,213)
		(183,724)	(671,022)	(203,118)
Less: Cash Reserves	7	(6,190,738)	(6,148,266)	(6,083,764)
Less: Interest Accrued on Cash Reserves				
Net Current Funding Position		3,563,266	1,413,442	2,176,140



Comments - Net Current Funding Position

SHIRE OF CUE
NOTES TO THE STATEMENT OF FINANCIAL ACTIVITY
For the Period Ended 31 August 2018

Note 4: Cash and Investments

	Unrestricted	Restricted	Trust	Total Amount	Institution	Interest Rate	Maturity Date
	\$	\$	\$	\$			
(a) Cash Deposits							
Cash On Hand	970			970	N/A	0.00%	N/A
Cheque Account	178,671			178,671	CBA	0.15%	N/A
Business Online Saver	730,809			730,809	CBA	1.45%	N/A
Trust Account			2,080	2,080	CBA	0.15%	N/A
(b) Term Deposits							
Fixed Term Deposit		621,331		621,331	CBA	2.75%	12-Jun-19
Fixed Term Deposit		1,268,442		1,268,442	CBA	2.82%	25-Mar-19
Fixed Term Deposit		2,198,655		2,198,655	CBA	2.82%	25-Jun-19
Fixed Term Deposit		2,136,610		2,136,610	CBA	2.73%	25-Oct-18
Reserve Transfers*		(76,772)		(76,772)			
Total	910,450	6,148,266	2,080	7,060,796			

Comments/Notes - Investments

*Net Transfers from Reserves at 30 June 2018 which will be processed through the bank in August 2018

SHIRE OF CUE
NOTES TO THE STATEMENT OF FINANCIAL ACTIVITY
For the Period Ended 31 August 2018

Note 5: Budget Amendments

Amendments to original budget since budget adoption. Surplus/(Deficit)

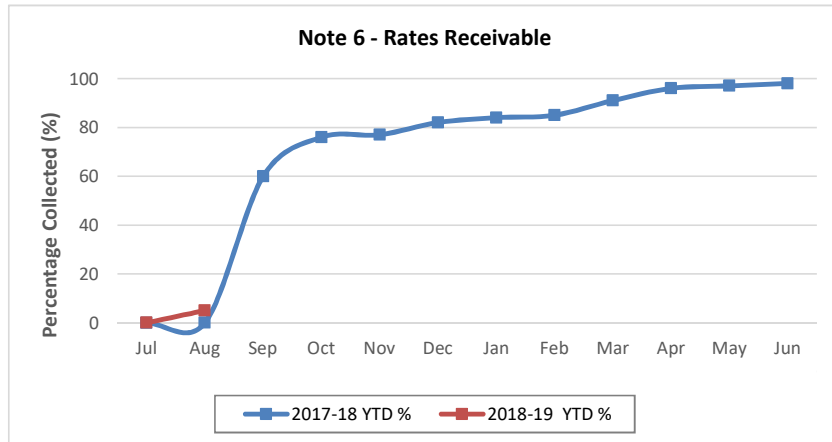
GL Code	Description	Council Resolution	Classification	Non Cash Adjustment	Increase in Available Cash	Decrease in Available Cash	Amended Budget Running Balance
	Budget Adoption Adjustment to 1 July Opening Surplus	Budget Review	Opening Surplus(Deficit) Opening Surplus(Deficit)	\$	\$	\$	\$
				0	0	0	

SHIRE OF CUE
NOTES TO THE STATEMENT OF FINANCIAL ACTIVITY
For the Period Ended 31 August 2018

Note 6: Receivables

Receivables - Rates Receivable

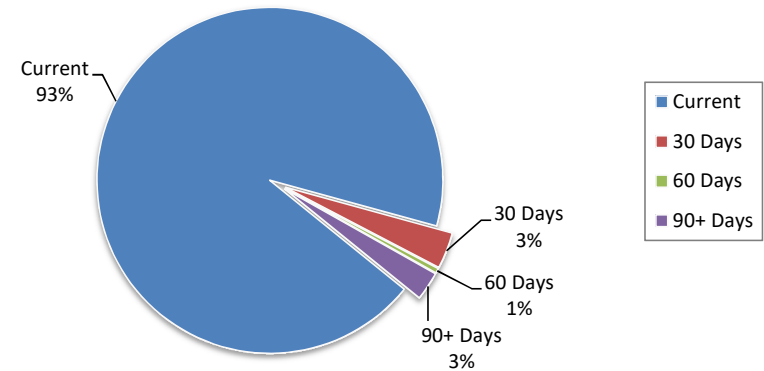
	31 Aug 2018	30 June 2018
	\$	\$
Opening Arrears Previous Years	243,799	236,122
Provision for Bad Debts	66,402	66,402
Levied this Year	2,359,125	2,353,368
Interest Outstanding	67,900	65,970
Legal Charge	54,000	54,520
Commercial Rubbish Charge	520	520
Domestic Rubbish Charge	2,261	2,346
ESL Penalty Interest	1,903	1,868
Pensioner Domestic Rubbish Fee	192	204
Emergency Levy	6,163	6,163
Less Collections to Date	(119,636)	(2,543,683)
Equals Current Outstanding	2,682,629	243,799
Net Rates Collectable	2,682,629	243,799
% Collected	5%	98%



Receivables - General	Current	30 Days	60 Days	90+ Days	Total
	\$	\$	\$	\$	\$
Receivables - General	156,361	5,702	786	4,499	167,348
Total Receivables General Outstanding					167,348

Amounts shown above include GST (where applicable)

Note 6 - Accounts Receivable (non-rates)



Comments/Notes - Receivables Rates

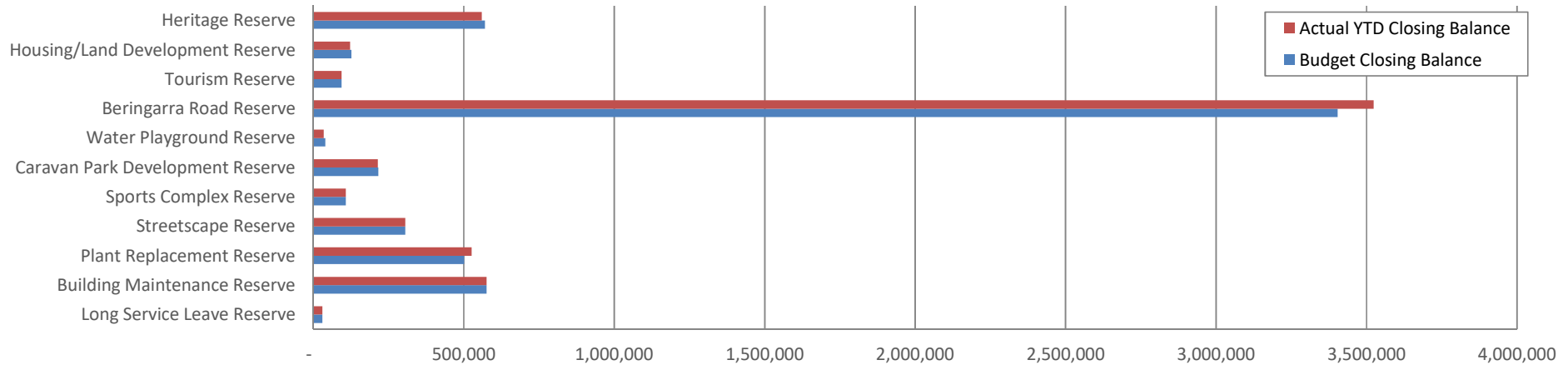
Comments/Notes - Receivables General

SHIRE OF CUE
NOTES TO THE STATEMENT OF FINANCIAL ACTIVITY
For the Period Ended 31 August 2018

Note 7: Cash Backed Reserve

Name	Opening Balance	Budget Interest Earned	Actual Interest Earned	Budget Transfers In (+)	Actual Transfers In (+)	Budget Transfers Out (-)	Actual Transfers Out (-)	Budget Closing Balance	Actual YTD Closing Balance
Long Service Leave Reserve	\$ 29,580	\$ 108	\$ 102	\$ -	\$ -	\$ -	\$ -	\$ 29,688	\$ 29,682
Building Maintenance Reserve	573,476	2,099	1,981	-	-	-	-	575,575	575,457
Plant Replacement Reserve	524,100	1,918	1,810	8,332.33	-	(33,333)	-	501,017	525,910
Streetscape Reserve	304,467	1,114	1,052	-	-	-	-	305,581	305,519
Sports Complex Reserve	107,466	393	371	-	-	-	-	107,859	107,837
Caravan Park Development Reserve	212,849	779	735	1,666.39	-	-	-	215,294	213,584
Water Playground Reserve	33,827	124	117	4,999.56	-	-	-	38,950	33,944
Beringarra Road Reserve	3,511,994	12,852	12,130	4,166.54	-	(125,000)	-	3,404,013	3,524,124
Tourism Reserve	92,720	339	320	-	-	-	-	93,059	93,040
Housing/Land Development Reserve	121,562	445	420	4,352.52	-	-	-	126,359	121,982
Heritage Reserve	557,497	2,040	1,926	10,673.80	-	-	-	570,211	559,423
Road Maintenance Reserve	78,728	288	272	7,507.47	-	-	-	86,524	79,000
	6,148,266	22,500	21,236	41,699	-	(158,333)	-	6,054,131	6,169,502

Note 7 - Year To Date Reserve Balance to End of Year Estimate




















SHIRE OF CUE
NOTES TO THE STATEMENT OF FINANCIAL ACTIVITY
For the Period Ended 31 August 2018


Note 8: Disposal of Assets

Asset Number	Asset Description	YTD Actual				Budget			
		Net Book Value	Proceeds	Profit	(Loss)	Net Book Value	Proceeds	Profit	(Loss)
		\$	\$	\$	\$	\$	\$	\$	\$
	Land and Buildings								
	Lot 564, 54 Marshall Street	5,000	9,091	4,091	-	5,000	9,091	4,091	-
	Lot 641 Robinson Street (Part)	-	-	-	-	35,000	35,909	909	-
	Plant and Equipment								
	P8 CAT Front End Loader 1993 CD 426	-	-	-	-	30,000	30,000	-	-
	Town Crew Tipping Tray Ute					30,000	30,000	-	-
	P36 Caterpillar Vibratory Roller 1996 CS-563CAW					23,000	23,000	-	-
	Multipac Multi Tyre Roller					20,000	20,000	-	-
	P12 Isuzu 3Tonne Truck (Sign Truck) CD 645					15,000	15,000	-	-
		5,000	9,091	4,091	-	158,000	163,000	5,000	-

SHIRE OF CUE
NOTES TO THE STATEMENT OF FINANCIAL ACTIVITY
For the Period Ended 31 August 2018

Note 9: Capital Acquisitions

Assets	Account	YTD Actual			Budget		
		New/Upgrade	Renewal	Total YTD	Annual Budget	YTD Budget	YTD Variance
		\$	\$	\$	\$	\$	\$
Buildings							
Housing							
 Staff Housing		0	0	0	250,000	41,667	41,667
 GROH Houses		0	0	0	980,000	163,333	163,333
 Pensioner Units		0	12,157	12,157	100,000	16,667	4,510
 Staff Housing Units		0	0	0	100,000	16,667	16,667
Housing Total		0	12,157	12,157	1,430,000	238,333	226,176
Recreation And Culture							
 Town Hall Upgrades		0	21,496	21,496	165,000	27,500	6,004
 Great Fingal Mine Office Development		0	0	0	100,000	16,667	16,667
 Railway Building Development		0	0	0	75,000	12,500	12,500
 Town Hall Landscaping		0	0	0	40,000	6,667	6,667
 Historic Cottages Renovations		0	0	0	25,000	4,167	4,167
 Great Fingal Roofing / Fencing		0	0	0	25,000	4,167	4,167
Recreation And Culture Total		0	21,496	21,496	430,000	71,667	50,171
Transport							
 Bishops House Renovations		0	1,707	1,707	84,000	14,000	12,293
Transport Total		0	1,707	1,707	84,000	14,000	12,293
Economic Services							
 Tourist Park House and Office		0	0	0	350,000	58,333	58,333
 Austin Street Development		0	0	0	100,000	16,667	16,667
 Old Gaol Development		0	0	0	50,000	8,333	8,333
 Old Muni Building Improvements		0	0	0	40,000	6,667	6,667
 Old Muni Building Toilets		0	0	0	20,000	3,333	3,333
Economic Services Total		0	0	0	560,000	93,333	93,333
Other Property & Services							
 Admin Building - Improvements & Replacements		0	0	0	35,000	5,833	5,833
Other Property & Services Total		0	0	0	35,000	5,833	5,833
Land and Buildings Total		0	35,360	35,360	2,539,000	423,167	387,807

 Level of completion indicator, please see table at the end of this note for further detail.

SHIRE OF CUE
NOTES TO THE STATEMENT OF FINANCIAL ACTIVITY
For the Period Ended 31 August 2018

Note 9: Capital Acquisitions

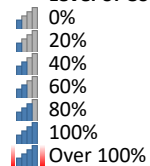
Assets	Account	YTD Actual			Budget		
		New/Upgrade	Renewal	Total YTD	Annual Budget	YTD Budget	YTD Variance
		\$	\$	\$	\$	\$	\$
Plant & Equipment							
Transport							
Flat drum vibrating roller		0	0	0	190,000	31,667	31,667
Integrated tool carrier		0	0	0	175,000	29,167	29,167
Multi tyre roller		0	0	0	155,000	25,833	25,833
5t dual cab tipper		0	0	0	80,000	13,333	13,333
Tipping Tray Ute		0	0	0	45,000	7,500	7,500
Tipper body		0	0	0	40,000	6,667	6,667
Excavator		0	0	0	30,000	5,000	5,000
Workshop Equipment		0	0	0	30,000	5,000	5,000
Pedestrian Roller		0	0	0	20,000	3,333	3,333
Small ride on mower		0	0	0	15,000	2,500	2,500
Heavy duty trailer		0	0	0	15,000	2,500	2,500
Other Equipment		0	0	0	7,000	1,167	1,167
Small Plant		0	0	0	5,000	833	833
Digger attachments		0	0	0	4,000	667	667
Filter press		0	0	0	1,500	250	250
Transport Total		0	0	0	812,500	135,417	135,417
Plant & Equipment Total		0	0	0	812,500	135,417	135,417
Furniture & Office Equip.							
Governance							
Council Furniture and Equipment		0	0	0	10,000	1,667	1,667
Governance Total		0	0	0	10,000	1,667	1,667
Housing							
Staff Housing		0	0	0	10,000	1,667	1,667
Housing Total		0	0	0	10,000	1,667	1,667
Other Property & Services							
Administration Building	14514	0	0	0	25,000	4,167	4,167
Other Property & Services Total		0	0	0	25,000	4,167	4,167
Furniture & Office Equip. Total		0	0	0	45,000	7,500	7,500
Roads							
Transport							
Cue-Berrigarra Road		0	141,593	141,593	750,000	125,000	(16,593)
Flood Damage Restoration		0	127,619	127,619	853,301	142,217	14,598
MRWA Construction - RRG		0	3,285	3,285	180,000	30,000	26,715
Grids		0	0	0	70,000	11,667	11,667
Marshall Street Intersection - Garden		0	906	906	25,000	4,167	3,261
Transport Total		0	273,403	273,403	1,878,301	313,050	39,647
Infrastructure - Roads Total		0	273,403	273,403	1,878,301	313,050	39,647

SHIRE OF CUE
NOTES TO THE STATEMENT OF FINANCIAL ACTIVITY
For the Period Ended 31 August 2018

Note 9: Capital Acquisitions

Assets	Account	YTD Actual			Budget		
		New/Upgrade	Renewal	Total YTD	Annual Budget	YTD Budget	YTD Variance
		\$	\$	\$	\$	\$	\$
Other Infrastructure							
Governance							
MRVC Dog Fence		0	0	0	301,333	50,222	50,222
Governance Total		0	0	0	301,333	50,222	50,222
Community Amenities							
Toilets at Cemetery		6,598	0	6,598	90,000	15,000	8,402
Deep Sewerage Plan		0	0	0	40,000	6,667	6,667
Niche Wall		0	0	0	25,000	4,167	4,167
Waste Site - Fencing and Improvements		0	0	0	25,000	4,167	4,167
Waste Oil Shelter - Rubbish Tip		0	0	0	15,000	2,500	2,500
Community Amenities Total		6,598	0	6,598	195,000	32,500	25,902
Recreation & Culture							
Skate Park		0	0	0	150,000	25,000	25,000
Playground Equipment		0	0	0	100,000	16,667	16,667
Oval Improvements		0	0	0	35,000	5,833	5,833
Recreation & Culture Total		0	0	0	285,000	47,500	47,500
Economic Services							
Streetscape		0	0	0	100,000	16,667	16,667
Heydon Place Industrial Development		101	0	101	50,000	8,333	8,232
RV Site		0	0	0	50,000	8,333	8,333
Tourist Park Improvements		23,865	0	23,865	40,000	6,667	(17,198)
Tourism and Museum Infrastructure		2,590	0	2,590	40,000	6,667	4,077
Oasis signage		1,400	0	1,400	23,000	3,833	2,433
Economic Services Total		27,956	0	27,956	303,000	50,500	22,544
Infrastructure - Other Total		34,554	0	34,554	1,084,333	180,722	146,168

Capital Expenditure Total
Level of Completion Indicators



- Percentage is YTD Actual to Annual Budget
- Expenditure over budget is highlighted in red

34,554	308,763	343,317	6,359,134	1,059,856	716,539
--------	---------	---------	-----------	-----------	---------

SHIRE OF CUE
NOTES TO THE STATEMENT OF FINANCIAL ACTIVITY
For the Period Ended 31 August 2018

Note 10: Rating Information

RATE TYPE	Rate in	Number of Properties	Rateable Value	YTD Actual				Budget			
				Rate Revenue	Interim Rates	Back Rates	Total Revenue	Rate Revenue	Interim Rate	Back Rate	Total Revenue
	\$		\$	\$	\$	\$	\$	\$	\$	\$	\$
Differential General Rate											
GRV Residential	0.1062	91	547,972	60,050	-	-	60,050	58,195	-	-	58,195
GRV Commercial	0.1062	5	299,208	31,776	-	-	31,776	31,776	-	-	31,776
GRV Vacant Land	0.1062	0	-	-	-	-	-	-	-	-	-
GRV M & T Workforce	0.3100	2	246,750	76,493	-	-	76,493	76,493	-	-	76,493
UV Mining	0.3100	309	6,540,538	2,052,747	-	-	2,052,747	2,027,567	-	-	2,027,567
UV Pastoral	0.0843	14	505,385	42,604	-	-	42,604	42,604	-	-	42,604
Sub-Totals		421	8,139,853	2,263,670	-	-	2,263,670	2,236,634	-	-	2,236,634
Minimum Payment	\$										
GRV Residential	451.00	48	112,824	20,295	-	-	20,295	21,648	-	-	21,648
GRV Commercial	451.00	0	-	-	-	-	-	-	-	-	-
GRV Vacant Land	451.00	40	8,098	18,040	-	-	18,040	18,040	-	-	18,040
GRV M & T Workforce	451.00	0	-	-	-	-	-	-	-	-	-
UV Mining	451.00	115	88,078	52,316	-	-	52,316	51,865	-	-	51,865
UV Pastoral	451.00	4	11,933	1,804	-	-	1,804	1,804	-	-	1,804
Sub-Totals		207	220,933	92,455	-	-	92,455	93,357	-	-	93,357
		628	8,360,786	2,356,125	-	-	2,356,125	2,329,991	-	-	2,329,991
Rates Written Off							-				(50,000)
Discounts/Concessions							-				(6,355)
Amount from General Rates							2,356,125				2,273,636
Ex-Gratia Rates							-				-
Back Rates							3,000				10,000
Specified Area Rates							-				-
Totals							2,359,125				2,283,636

Comments - Rating Information

SHIRE OF CUE
NOTES TO THE STATEMENT OF FINANCIAL ACTIVITY
For the Period Ended 31 August 2018

Note 11: Information on Borrowings

(a) Debenture Repayments

There were no borrowings during the reporting period.

(b) New Debentures

No new debentures were raised during the reporting period.

SHIRE OF CUE
NOTES TO THE STATEMENT OF FINANCIAL ACTIVITY
For the Period Ended 31 August 2018

Note 12: Grants and Contributions

Program/Details	Grant Provider	Type	Opening Balance (a)	Budget		YTD Budget	Annual Budget (d)	Post Variations (e)	Expected (d)+(e)	YTD Actual		Unspent Grant (a)+(b)+(c)
				Operating	Capital					Revenue	(Expended) (c)	
				\$	\$	\$	\$		\$	\$	\$	
General Purpose Funding												
General Commission Grants	Government of WA	Operating	-	641,500	-	106,917	641,500		641,500	174,556	(174,556)	-
Roads Commission Grants	Government of WA	Operating	-	197,200	-	32,867	197,200		197,200	60,935	(60,935)	-
Law, Order and Public Safety												
ESL Grant	FESA	Operating	-	3,500	-	583	3,500		3,500	1,813	(1,813)	-
Recreation and Culture												
Reimbursements Sundry		Operating	-	3,500	-	583	3,500		3,500	519	(519)	-
Other Culture/Heritage	Heritage Commission	Operating	-	3,500	-	583	3,500		4,000	-	-	-
Old Gaol Development Grant Funding		Non-operating	-	-	50,000	8,333	50,000		-	-	-	-
Post Office		Non-operating	-	-	-	-	-		-	150,000	-	-
Grant - Playground Gen		Non-operating	-	-	67,000	11,167	67,000		-	-	-	-
Grant - Skate Park - Gen		Non-operating	-	-	100,000	16,667	100,000		-	-	-	-
Transport												
RRG - Cue Wandinong	RRG	Non-operating	-	-	120,000	20,000	120,000		120,000	72,000	(72,000)	-
MRWA Direct Grant	MRWA	Non-operating	-	-	45,000	7,500	45,000		45,000	-	-	-
Flood Damage Restoration	WANDRRA	Non-operating	-	-	853,301	142,217	853,301		853,301	-	-	-
Road Maintenance	Horizon Power	Operating	-	350,500	-	58,417	350,500		350,000	-	-	-
Airport		Operating	-	65,000	-	10,833	65,000		65,000	-	-	-
Economic Services												
Reimbursements Operating		Operating	-	14,000	-	2,333	14,000		14,000	330	(330)	-
Tourist Park General		Non-operating	-	-	33,000	5,500	33,000		-	-	-	-
Other Property & Services												
Diesel Fuel Rebate		Operating	-	38,000	-	6,333	38,000		38,000	7,181	(7,181)	-
Sundry Income Admin		Operating	-	49,500	-	8,250	49,500		49,500	-	-	-
Workers Compensation Reimbursements		Operating	-	4,000	-	667	4,000		4,000	-	-	-
Totals			-	1,370,200	1,268,301	439,750	2,638,501	-	2,388,501	467,334	(317,334)	-

SUMMARY

Operating	Operating Grants, Subsidies and Contributions	-	1,370,200	-	228,367	1,370,200	-	1,370,200	245,334	(245,334)	-
Operating - Tied	Tied - Operating Grants, Subsidies and Contributions	-	-	-	-	-	-	-	-	-	-
Non-operating	Non-operating Grants, Subsidies and Contributions	-	-	1,268,301	211,384	1,268,301	-	1,018,301	222,000	(72,000)	-

SHIRE OF CUE
NOTES TO THE STATEMENT OF FINANCIAL ACTIVITY
For the Period Ended 31 August 2018

Note 13: Trust Fund

Funds held at balance date over which the Shire has no control and which are not included in this statement are as follows:

Description	Opening Balance 01 Jul 2018	Amount Received	Amount Paid	Closing Balance 31 Aug 2018
Cue LCDC	\$ 2,080	\$ 0	\$ 0	\$ 2,080
	2,080	0	0	2,080

10.3 WRITE OFF SMALL BALANCES - RATES

APPLICANT: Shire of Cue
DISCLOSURE OF INTEREST: Nil
AUTHOR: Richard Towell – Deputy Chief Executive Officer
DATE: 13th September 2018

Matters for Consideration:

To amend the register of delegations to the Chief Executive Officer to write off small balances less than \$20.00 on rates assessments.

Background:

As part of the rates cycle, some rates assessments, particularly on expired mining tenements can be left with a small outstanding balance. This is usually the result of interest or penalties being applied after the final rates payments have been applied.

Comments:

The Shire of Cue currently has eight assessments with small balances for a total amount of \$21.47. To avoid the need to bring small balances to Council for approval to write off, it is recommended that the CEO be given delegated authority to write off small balances up to \$20.00 per rates assessment.

The current delegation to the Chief Executive Officer to write off monies owing and the proposed amendment to the delegation to include rates small balances is attached at [Appendix 3](#).

Statutory Environment:

LOCAL GOVERNMENT ACT 1995 - SECT 5.42

5.42 . Delegation of some powers and duties to CEO

- (1) A local government may delegate* to the CEO the exercise of any of its powers or the discharge of any of its duties under —
 - (a) this Act other than those referred to in section 5.43; or
 - (b) the *Planning and Development Act 2005* section 214(2), (3) or (5).

* *Absolute majority required.*

- (2) A delegation under this section is to be in writing and may be general or as otherwise provided in the instrument of delegation.

LOCAL GOVERNMENT ACT 1995 - SECT 5.46

5.46 . Register of, and records relevant to, delegations to CEO and employees

- (1) The CEO is to keep a register of the delegations made under this Division to the CEO and to employees.

LOCAL GOVERNMENT ACT 1995 - SECT 6.12

6.12 . Power to defer, grant discounts, waive or write off debts

- (1) Subject to subsection (2) and any other written law, a local government may —
 - (a) when adopting the annual budget, grant* a discount or other incentive for the early payment of any amount of money; or
 - (b) waive or grant concessions in relation to any amount of money; or
 - (c) write off any amount of money, which is owed to the local government.

* Absolute majority required.

- (2) Subsection (1)(a) and (b) do not apply to an amount of money owing in respect of rates and service charges.
- (3) The grant of a concession under subsection (1)(b) may be subject to any conditions determined by the local government.
- (4) Regulations may prescribe circumstances in which a local government is not to exercise a power under subsection (1) or regulate the exercise of that power.

Policy Implications:

Nil

Financial Implications:

The current amount of small balance write offs will reduce rates revenue by less than \$50.00. Provision has been made in the Annual Budget for rates write offs.

Strategic Implications:

Nil

Consultation:

Rob Madson – Chief Executive Officer

Stephanie O’Meagher – Contract Rates Officer

Officer's Recommendation:

Voting requirement: Absolute Majority

That Council:

Endorse the amendment to the register of delegations to the Chief Executive Officer to write off small balances up to \$20.00 for rates assessments.

Council Decision

Voting requirement: Absolute Majority

MOVED:

SECONDED:

CARRIED

Current Delegation.

8. Write Off of Monies Owing (Not Rates or Service Charges)

Function to be performed:	A local government may waive or grant concessions in relation to any amount of money or write off any amount of money that is owed to the local government.
Delegated by:	The Shire of Cue Council
Delegated to:	Chief Executive Officer
Sub-delegation to:	Nil
Delegation:	The Chief Executive Officer is delegated the power to waive, grant concessions or write off any amount of money owed to the Shire, pursuant to the <i>Local Government Act 1995</i> , Section 6.12(1) .
Conditions:	Subject to: <ul style="list-style-type: none">• The debt not exceeding \$1000;• The Chief Executive Officer to be a joint signatory with the Finance Officer to approve any monies to be written off or waived.• The full details of the waiver, concession or write off to be recorded on the appropriate financial record.
Statutory reference:	<i>Local Government Act 1995</i> , Section 6.12(1) .

Proposed amendment.

8. Write Off of Monies Owing

Function to be performed:	A local government may waive or grant concessions in relation to any amount of money or write off any amount of money that is owed to the local government.
Delegated by:	The Shire of Cue Council
Delegated to:	Chief Executive Officer
Sub-delegation to:	Nil
Delegation:	The Chief Executive Officer is delegated the power to waive, grant concessions or write off any amount of money owed to the Shire, pursuant to the <i>Local Government Act 1995</i> , Section 6.12(1) .
Conditions:	Subject to: <ul style="list-style-type: none">• Rates assessment small balances not exceeding \$20;• The debt not exceeding \$1000 (Not rates or service charges);• The Chief Executive Officer to be a joint signatory with the Finance Officer to approve any monies to be written off or waived.• The full details of the waiver, concession or write off to be recorded on the appropriate financial record.
Statutory reference:	<i>Local Government Act 1995</i> , Section 6.12(1) .

10.4 OFFER TO PURCHASE LOT 609 (23) DOWLEY STREET

APPLICANT: Shire of Cue
DISCLOSURE OF INTEREST: The author has a proximity interest in relation to this item, as the property in question shares a boundary with the CEO's residence.
AUTHOR: Rob Madson – Chief Executive Officer
DATE: 12 September 2018

Matters for Consideration:

Ratification of an offer to purchase Lot 609 (23) Dowley Street.

Background:

For the past several years, allowance has been made in the annual budget for the potential purchase of Lot 609 (23) Dowley Street which is currently owned by WA Country Health Service and surplus to their requirements. This property is a three bedroom, two bathroom house constructed at the same time, and in a similar style, to the Shire's own property at Lot 604 (15) Allen Street which is currently allocated as accommodation for the Chief Executive Officer.

The property was advertised for sale by offers to purchase in the August edition of *The Dryblower*

Comments:

I had initially estimated that this property would be worth approximately \$80,000, however after inspection it was apparent that a higher level of maintenance would be required to bring the property to a satisfactory condition for staff housing. I therefore revised my estimate and lodged an offer of \$72,500.

The offer was endorsed with special condition 1:

This offer is subject to and conditional upon the Cue Shire Council approval of expenditure at the next meeting following acceptance.

Agent for the sale, Greg Smith, has indicated that the Shire's offer was the highest received, however he is unsure of whether the sale will proceed as the offer is well below the valuation placed on the property by WACHS.

Statutory Environment:

Nil

Policy Implications:

D.9 PURCHASING POLICY

7.2 Sole Source of Supply (Monopoly Suppliers)

The procurement of goods and/or services available from only one private sector source of supply, (i.e. manufacturer, supplier or agency) is permitted without the need to call competitive quotations provided that there must genuinely be only one source of supply.

Financial Implications:

The 2018/19 annual budget contains an allocation of \$250,000 for the purchase of land and buildings for staff housing.

Strategic Implications:

While not specifically referred to in the Shire's current Strategic Community Plan, the addition of this property to the Shire's housing stock will increase the housing options able to be offered to current and/or potential Shire employees.

Consultation:

Andrew Klein – District Operations Manager, WA Country Health Service (Midwest)

Greg Smith – Elders Real Estate

Officer's Recommendation:

Voting requirement: Simple Majority

That Council ratify the actions of the Chief Executive Officer in lodging an offer of \$72,500 to purchase Lot 609 (23) Dowley Street, Cue from WA Country Health Service.

Council Decision

Voting requirement: Simple Majority

MOVED:

SECONDED:

CARRIED:

10.5 BIG BELL GOLD OPERATIONS - MINING CAMP

APPLICANT: Shire of Cue
DISCLOSURE OF INTEREST: Nil
AUTHOR: Rob Madson – Chief Executive Officer
DATE: 12 September 2018

Matters for Consideration:

Location of a camp to accommodate the workforce of Big Bell mine, operated by Big Bell Gold Operations, a subsidiary of Westgold Resources Limited.

Background:

Council reaffirmed its policy position on the location of mining camps within the Shire of Cue at their meeting of 17 July 2018 by amending policy C2 to that listed in the policy implications section below.

On 16 August 2018, a proposal was received from Big Bell Gold Operations regarding the construction of a mining camp at the company's Big Bell mine site, in contravention of the adopted policy. A copy of this proposal was distributed to Councillors on the day of receipt.

Comments:

Steve Norregaard - Director of Operations for Westgold Resources Limited will be attending the council meeting to make a presentation on the operations of the Big Bell Mine during time allocated during deputations.

In my assessment, four Councillors have an association with Westgold which would necessitate a declaration of interest that would preclude them from voting on this matter. This would then result in the number of Council members being insufficient to maintain a quorum.

Statutory Environment:

The area where the Big Bell mine is located is zoned rural in the Shire of Cue Local Planning Scheme No. 2. The zoning table indicates that the purpose of "workforce accommodation" is not permitted in the rural zone, however it also noted that mining operations covered by the *Mining Act 1978* are exempt from the requirement for development approval and will be determined in accordance with the *Mining Act 1978*. Clarification is required to determine if the provision of workforce accommodation falls within the definition of mining operations.

LOCAL GOVERNMENT ACT 1995 - SECT 5.7

5.7 . Minister may reduce number for quorum and certain majorities

(1) The Minister may reduce the number of offices of member required for a quorum at a council meeting specified by the Minister if there would not otherwise be a quorum for the meeting.

Policy Implications:

C2 - LOCATION OF MINING CAMPS AND SINGLE PERSONS' QUARTERS

- 1. Council supports the continued development of the mining industry.*
- 2. Council will seek to maximise the economic benefits of mining activity to the town.*
- 3. Mining Camps and single persons' quarters should be located within the Cue townsite.*
- 4. Council will not support the development of mining camps or single persons' quarters outside the townsite within 70 kilometres of Cue.*

Financial Implications:

Should the mining camp be located at Big Bell, an application would be made to rate the facility on a Gross Rental Value basis, resulting in a rates assessment equivalent to that which would apply if it was located within the townsite.

Strategic Implications:

Shire of Cue Strategic Community Plan 2017 – 2027

Outcome 1.1 Maximise local economic opportunities to benefit the whole community

1.1.1 Work with the mining and pastoral sectors to grow and support local infrastructure and services

Consultation:

Phil Wilding – Registered/General Manager Cue Gold Operations, Westgold Resources Limited

Peter Cook – Managing Director, Westgold Resources Limited

Troy Hancock – Senior Legislation Officer, Department of Local Government, Sport & Cultural Industries

Officer's Recommendation:

Voting requirement: Simple Majority

1. That Council seek the approval of the Minister for Local Government to reduce the Council quorum to three to enable consideration of an application by Big Bell Gold Operations to construct a mining camp at their Big Bell mine site.
2. That following the Minister granting approval, a special meeting be called to consider the proposal.

Council Decision:

Voting requirement: Simple Majority

MOVED:

SECONDED:

CARRIED:

11. MOTIONS BY MEMBERS OF WHICH PREVIOUS NOTICE HAS BEEN GIVEN

12. MOTIONS FOR CONSIDERATION AT THE NEXT MEETING

13. NEW BUSINESS OF AN URGENT NATURE

14. MATTERS FOR WHICH THE MEETING MAY BE CLOSED

15. CLOSURE

The President thanked those present for attending the meeting and declared the meeting closed at :

To be confirmed at Ordinary Meeting on the 16 October 2018

Signed:.....

Presiding member at the Meeting at which time the Minutes were confirmed.